



Elite Cyl & Elite AIR

Unvented Cylinders Product Guide



UK CYLINDERS

YOUR HOT WATER SPECIALISTS





UK **Cylinders**

Your Hot Water Specialists

Based in the UK, we are focused on service, availability, quality, performance and reliability. Utilising the vast experience of the team at **UK Cylinders** and our processes and procedures to deliver on these key objectives.

We are a market led company with many years' experience in manufacturing and product development, this ensures our products exceed our customers needs.

UK Cylinders hold strong values in terms of supporting customers requirements in an ever changing market.

OUR AIM IS TO PROVIDE THE BEST QUALITY AND VALUE HOT WATER STORAGE PRODUCTS AND TO CONSIDERABLY EXCEED OUR CUSTOMER EXPECTATIONS BY PROVIDING MARKET LEADING SERVICE LEVELS IN ALL AREAS OF OUR BUSINESS.

SERVICE | AVAILABILITY | QUALITY | PERFORMANCE | RELIABILITY

Contents

About UK Cylinders	4
Elite Cyl Standard	6
Elite Cyl Slimline	10
Elite Cyl Solar PV Priority	12
Elite Cyl Horizontal	15
Elite Heatpump, Solar PV Priority and Buffers	17
Elite Air Standard	18
Elite Air Slimline	21
Installation Guidance	23
Elite & Elite Air Pre-Plumbed Systems	24
Pre-Plumbed Package Solutions	25
Pre-Plumbed Specification	26
Controls Packages	28
Direct Pre-Plumbed Cylinders	29
Design Service	31



Your Hot Water Specialists
Tel 03330 329 650





Product Range

At UK **Cylinders** we pride ourselves in employing highly skilled engineers to be able to produce a wide range of products suitable for all of our customer needs. Our Elite Cyl products are manufactured to the highest quality, with the best raw materials and ancillary components in many different specifications.

If you can't find the cylinder you need in our product guide then please speak to your local representative or our sales office as we can produce bespoke products if required.

Our products come with a manufacturer's guarantee (see details in product guide) and are fully tested to ensure they are compliant with the latest standards and regulations.



Manufacturing Process

At UK **Cylinders**, we employ the best local manufacturing experts to produce the high quality products while maintaining value for money.

Our engineers have a vast knowledge manufacturing water heating products with a passion to significantly exceed our customer expectations, in terms of product quality and service. They understand the importance of the customer and work diligently to make sure they return to UK **Cylinders** next time they have a requirement.

Coupled with the latest manufacturing technology, our team set the highest bar for quality, flexibility and the ability to provide customer solutions. To keep lead times to a minimum we manufacture most components in-house, from rolling and punching the stainless-steel sheet, precision welding, insulating and casing, we ensure the highest standards are achieved.



Performance & Reliability

Providing superior hot water performance whatever the application, along with value for money, in both the domestic and commercial markets.

Having invested heavily in our processes along with the latest manufacturing technology and systems, we are confident that the product we produce offers excellent reliability and value for money.






Quality and Service

Customer service is at the forefront of the business philosophy at UK **Cylinders** which means the team know **THE CUSTOMER ALWAYS COMES FIRST.**

We will respond and reply same day to any requests.



Availability and Stockists

We carry significant stock of a wide range of products in our warehouses, as well as stock on the ground with our merchant partners. When an order is placed for a stock item before 12 midday, we will despatch it the same day. Arriving within a few days, to over 95% of mainland UK.

At UK Cylinders, we pride ourselves in working closely with our network of merchant stockists, supporting them providing hot water solutions to their customers.

Please contact us on **03330 329 650** or **sales@ukcylinders.co.uk** if you require details of your local stockist.



Environmental - and a more sustainable future

Our environmental management system allows us to promote efficient manufacture of our products.

Key processes and procedures help us to move towards a more sustainable future and minimise any negative impact on the environment.

Please contact us on **03330 329 650**
or **sales@ukcylinders.co.uk**



Elite Cyl

Designed for performance and reliability

The Elite Cyl sets the standard for unvented cylinders, manufactured to the highest quality in our UK factory by the best manufacturing specialists.

We manufacture our cylinders in the UK using high quality Duplex stainless steel, this enables us to provide a 25-year warranty. Each cylinder is supplied with market leading components to give peace of mind for years to come. The Elite Cyl provides fast flowing water to all outlets and even in high use situations it is designed to reheat quickly with its superior performance and low heat loss.

SPECIFICATION

- > Supplied with a manufacturer's backed 25 year cylinder warranty and 2 years parts warranty.
- > Diameter is 545mm from capacities 90L to 300L.
- > Manufactured from high grade Duplex Stainless Steel.
- > Fully insulated with 50mm 100% CFC and HCFC free polyurethane to minimise heat loss.
- > Lightweight construction with high quality and **100% recyclable** silver casing.
- > Supplied with high quality unvented components.
- > Supplied with a mechanical cylinder stat for simple electrical installation.
- > All plumbing connections are clearly identified with their description embossed into the cylinder case.
- > 22mm compression connections complete with nuts and olives on the 90ltr-300ltr and 28mm connections on the 400-600ltr.
- > Market leading and highly efficient primary coil which reduces reheat time and saves fuel bills.
- > Long-life 3kW Incoloy immersion heater supplied as standard.
- > Immersion heater upgrades available upon request - i.e. Titanium or 6 kW.
- > Supplied with all safety controls as required by UK Building Regulations.



Trade Friendly Design

Complete ease of installation

All UK **Cylinders** products are designed to ensure a problem free installation for our valued trade customers. We design our products for ease of installation and handling so they can be sited almost anywhere in the building. Please see the table below which lists all the supplied components provided with our vast range of cylinder solutions.

COMPONENT	DIRECT	INDIRECT	SINGLE COIL SOLAR	TWIN COIL SOLAR	SINGLE COIL HEAT PUMP
INLET CONTROL SET	•	•	•	•	•
TWO PORT VALVE		•		•	•
DUAL THERMOSTAT		•			
SINGLE HIGH LIMIT STAT			•	•	•
IMMERSION HEATER(S)	•	•	•	•	•
T&P RELIEF VALVE	•	•	•	•	•
T&P VALVE INSULATION COVER	•	•	•	•	•
*EXPANSION VESSEL	•	•	•	•	•
TUNDISH	•	•	•	•	•
INSTALLATION/ USER MANUAL	•	•	•	•	•

The Elite Cyl comes complete with all the fittings you will need for a complete trouble free installation.

*Expansion vessel not supplied/required with Elite Air models.

Expansion Vessel Sizing Guide

CYLINDER CAPACITY (L)	12	18	24	35	40
60 to 150	•				
170 to 250		•			
300			•		
400			•		
500				•	
600					•



COLD WATER INLET SET



TWO PORT ZONE VALVE



DUAL THERMOSTAT



3KW IMMERSION HEATER



T&P RELIEF VALVE



EXPANSION VESSEL



TUNDISH



T&P VALVE INSULATED COVER



ENERGY CUT-OUT THERMOSTAT





Elite Cyl Direct Unvented

Description	Product Code	Nominal Capacity (L)	Weight (KG)	Weight full (KG)	Height (mm)	Diameter (mm)	Immersion heater(s)	Standing Heat Loss		ERP BAND	ERP Efficiency	ERP Profile
								kWh/ 24h	WATTS			
90 L	ESDIR0090	90	19	109	747	545	1	1.01	42	C	36	M
120 L	ESDIR0120	120	23	143	945	545	2	1.06	44	C	36	M
150 L	ESDIR0150	150	26	176	1130	545	2	1.22	51	C	36	M
180 L	ESDIR0180	180	30	200	1314	545	2	1.40	58	C	37	L
200 L	ESDIR0200	200	34	234	1444	545	2	1.44	60	C	37	L
250 L	ESDIR0250	250	37	287	1752	545	2	1.75	73	C	38	XL
300 L	ESDIR0300	300	43	343	1975	545	2	2.04	85	C	38	XL

Elite Cyl Indirect Unvented

Description	Product Code	Nominal Capacity (L)	Weight (KG)	Weight full (KG)	Height (mm)	Diameter (mm)	Coil Rating KW	Reheat Time (mins)	Immersion heater(s)	Standing Heat Loss		ERP BAND
										kWh/ 24h	WATTS	
90 L	ESIND0090	90	22	112	747	545	15.89	14	1	1.01	42	B
120 L	ESIND0120	120	25	145	945	545	17.76	17	1	1.06	44	B
150 L	ESIND0150	150	28	178	1130	545	18.25	21	1	1.22	51	B
180 L	ESIND0180	180	32	202	1314	545	19.35	27	1	1.40	58	B
200 L	ESIND0200	200	35	235	1444	545	19.94	31	1	1.44	60	B
250 L	ESIND0250	250	41	391	1752	545	20.68	36	1	1.75	73	C
300 L	ESIND0300	300	45	345	1975	545	23.57	41	1	2.04	85	C
400 L	ESIND0400	400	76	476	1640	690	27.58	45	2	2.20	92	C
500 L	ESIND0500	500	92	592	1995	690	28.49	56	2	2.42	101	C
600 L	ESIND0600	545	103	703	2190	690	29.90	68	2	2.68	112	C



Elite Cyl Single Coil Solar Unvented

Description	Product Code	Nominal Capacity (L)	Weight (KG)	Weight full (KG)	Height (mm)	Diameter (mm)	Coil Rating KW	Immersion heater(s)	Standing Heat Loss		ERP BAND
									kWh/ 24h	WATTS	
150 L	ESSDI0150	150	28	178	1130	545	17.8	2	1.22	51	B
180 L	ESSDI0180	180	32	202	1314	545	18.76	2	1.40	58	B
200 L	ESSDI0200	200	35	235	1444	545	19.65	2	1.44	60	B
250 L	ESSDI0250	250	42	292	1752	545	21.24	2	1.75	73	C
300 L	ESSDI0300	300	46	346	1975	545	17.8	2	2.04	85	C

Elite Cyl Twin Coil Solar Unvented

Description	Product Code	Nominal Capacity (L)	Weight (KG)	Weight full (KG)	Height (mm)	Diameter (mm)	Coil Rating KW	Reheat Time (mins)	Immersion heater(s)	Standing Heat Loss		ERP BAND
										kWh/ 24h	WATTS	
150 L	ESSIN0150	150	30	180	1130	545	16.8/16.8	16	1	1.22	51	B
180 L	ESSIN0180	180	34	204	1314	545	17.8/17.87	18	1	1.40	58	B
200 L	ESSIN0200	200	37	237	1444	545	18.76/18.48	21	1	1.44	60	B
250 L	ESSIN0250	250	45	295	1752	545	19.65/19.21	24	1	1.75	73	C
300 L	ESSIN0300	300	49	349	1975	545	21.24/20.16	27	1	2.04	85	C



Elite Cyl Slimline

When installation space is at a premium, we offer the same great product but with a much smaller footprint

The Elite Cyl Slimline is manufactured to the same high standards as all other Elite Cyls but at 475mm diameter to fit in smaller applications or to fit through narrow cylinder cupboard doors, often found in older houses. The Elite Cyl Slimline is also supplied with a 25-year warranty and with high quality components for peace of mind.

SPECIFICATION

- > Supplied with a manufacturer's backed 25 year cylinder warranty and 2 years parts warranty.
- > Diameter is 475mm from capacities 60L to 200L.
- > Manufactured from high grade Duplex Stainless Steel.
- > Fully insulated with 50mm 100% CFC and HCFC free polyurethane to minimise heat loss.
- > Lightweight construction with high quality and **100% recyclable** silver casing.
- > Supplied with high quality unvented components.
- > Supplied with a mechanical cylinder stat for simple electrical installation.
- > All plumbing connections are clearly identified with their description embossed into the cylinder case.
- > 22mm compression connections complete with nuts and olives.
- > Market leading and highly efficient primary coil which reduces reheat time and saves fuel bills.
- > Long-life 3kW Incoloy immersion heater supplied as standard.
- > Immersion heater upgrades available upon request - i.e. Titanium or 6 kW.
- > Supplied with all safety controls as required by UK Building Regulations.





Elite Cyl Direct Slimline Unvented

Description	Product Code	Nominal Capacity (L)	Weight (KG)	Weight full (KG)	Height (mm)	Diameter (mm)	Immersion heater(s)	Standing Heat Loss		ERP BAND
								kWh/ 24h	WATTS	
60 L	ESNDI0060	60	19	79	744	475	1	0.94	39	C
90 L	ESNDI0090	90	21	111	1007	475	1	1.06	44	C
120 L	ESNDI0120	120	26	146	1270	475	2	1.25	52	C
150 L	ESNDI0150	150	33	183	1535	475	2	1.42	59	C
170 L	ESNDI0170	170	38	208	1710	475	2	1.51	63	C
200 L	ESNDI0200	200	41	241	1980	475	2	1.58	66	C

Elite Cyl Indirect Slimline Unvented

Description	Product Code	Nominal Capacity (L)	Weight (KG)	Weight full (KG)	Height (mm)	Diameter (mm)	Coil Rating KW	Immersion heater(s)	Standing Heat Loss		ERP BAND
									kWh/ 24h	WATTS	
60 L	ESNIN0060	60	21	81	744	475	14.62	1	0.94	39	B
90 L	ESNIN0090	90	23	113	1007	475	15.17	1	1.06	44	B
120 L	ESNIN0120	120	30	150	1270	475	18.76	1	1.25	52	B
150 L	ESNIN0150	150	38	188	1535	475	18.82	1	1.42	59	C
170 L	ESNIN0170	170	42	212	1710	475	19.22	1	1.51	63	C
200 L	ESNIN0200	200	45	245	1980	475	19.36	1	1.58	66	C



Solar PV Priority Cylinder

Free hot water from your PV array

Due to the growth in popularity of PV systems across the UK, UK Cylinders have developed a specifically designed 'PV priority' cylinder in both Direct, Indirect & Heat Pump models.

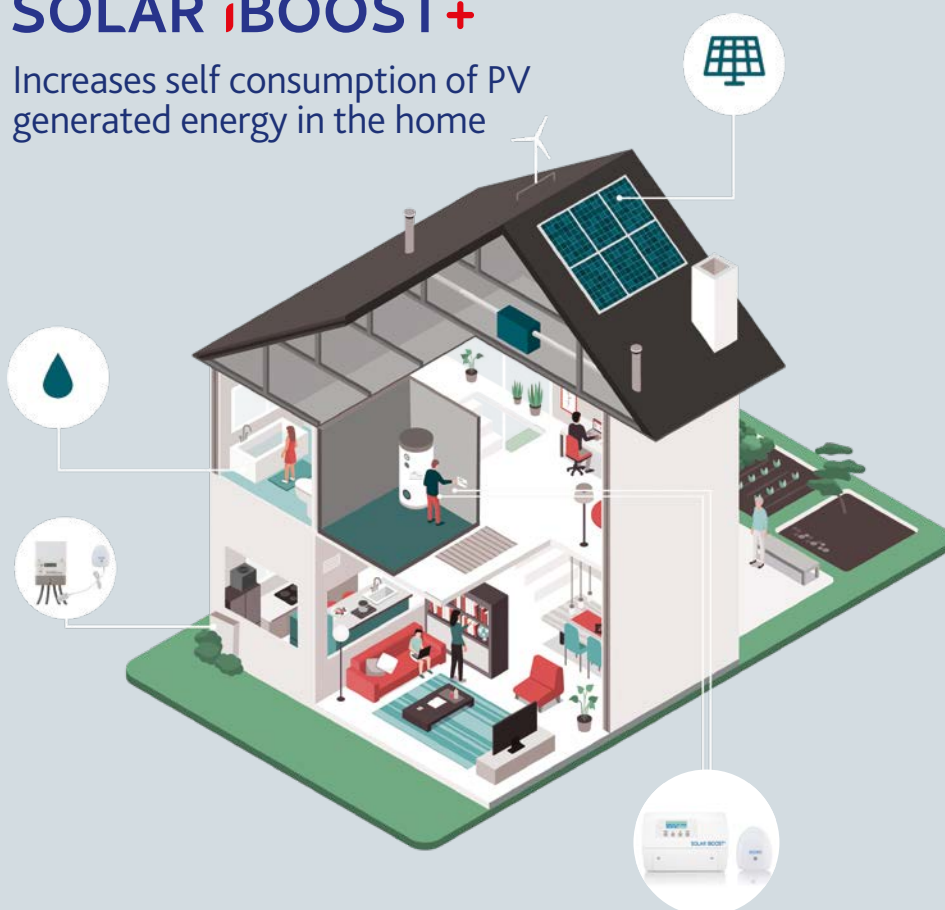
The Solar iBoost+™ is mounted to the cylinder and pre wired to the 1st immersion heater which is relocated at the base of the cylinders to ensure maximum available water capacity can be heated.

Throughout the day the water temperature is raised, reducing the operating time of the home's heating system.



SOLAR iBOOST+

Increases self consumption of PV generated energy in the home

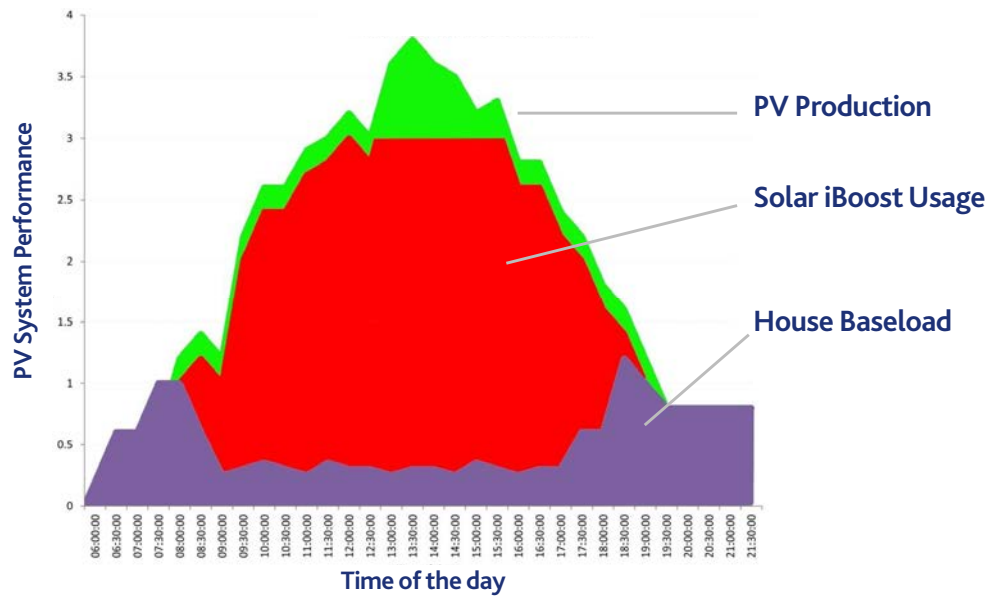


FEATURES

- > Compatible with Battery Storage
- > Can assist in Building Regulations / SAP by reducing the number of solar panels required
- > Programmable Timed Boost
- > Compatible with Dual Immersions
- > Can be Retrofitted to Existing Systems
- > User Friendly Display
- > Quick Installation Time
- > Wireless Technology


Solar iBoost+ Performance

The CT clamp measures energy flow and switches Solar iBoost+ to maintain export at 100W or to the installer set threshold.



Solar iBoost+ Key Functions

- > Manual Boost in 15 minute increments up to 2 hours.
- > Timed programming on 5/2 day basis, 2 times each day for economy settings.
- > Set Season for timed programming.
- > Easy connectivity with 'Optional' iBoost+ Buddy (purchased separately) for remote operation and monitoring.
- > Operating range between devices 30m indoors.



Description	Code
Elite Direct Unvented 90L Solar iBoost+	ESDIR0090PV
Elite Direct Unvented 120L Solar iBoost+	ESDIR0120PV
Elite Direct Unvented 150L Solar iBoost+	ESDIR0150PV
Elite Direct Unvented 180L Solar iBoost+	ESDIR0180PV
Elite Direct Unvented 200L Solar iBoost+	ESDIR0200PV
Elite Direct Unvented 250L Solar iBoost+	ESDIR0250PV
Elite Direct Unvented 300L Solar iBoost+	ESDIR0300PV
Elite Heat Pump Unvented 120L Solar iBoost+	ESHDP3120PV
Elite Heat Pump Unvented 150L Solar iBoost+	ESHDP3150PV
Elite Heat Pump Unvented 180L Solar iBoost+	ESHDP3180PV
Elite Heat Pump Unvented 200L Solar iBoost+	ESHDP3200PV
Elite Heat Pump Unvented 250L Solar iBoost+	ESHDP3250PV
Elite Heat Pump Unvented 300L Solar iBoost+	ESHDP3300PV
Elite Heat Pump Unvented 400L Solar iBoost+	ESHDP3400PV
Elite Heat Pump Unvented 500L Solar iBoost+	ESHDP3500PV
Elite Heat Pump Unvented 600L Solar iBoost+	ESHDP3600PV
Elite Indirect Unvented 90L Solar iBoost+	ESIND0090PV
Elite Indirect Unvented 120L Solar iBoost+	ESIND0120PV
Elite Indirect Unvented 150L Solar iBoost+	ESIND0150PV
Elite Indirect Unvented 180L Solar iBoost+	ESIND0180PV
Elite Indirect Unvented 200L Solar iBoost+	ESIND0200PV
Elite Indirect Unvented 250L Solar iBoost+	ESIND0250PV
Elite Indirect Unvented 300L Solar iBoost+	ESIND0300PV
Elite Cyl Indirect Pre-Plumbed Twin Zone 120L Solar iBoost+	ESPPT0120PV
Elite Cyl Indirect Pre-Plumbed Twin Zone 150L Solar iBoost+	ESPPT0150PV
Elite Cyl Indirect Pre-Plumbed Twin Zone 180L Solar iBoost+	ESPPT0180PV
Elite Cyl Indirect Pre-Plumbed Twin Zone 200L Solar iBoost+	ESPPT0200PV
Elite Cyl Indirect Pre-Plumbed Twin Zone 250L Solar iBoost+	ESPPT0250PV
Elite Cyl Indirect Pre-Plumbed Twin Zone 300L Solar iBoost+	ESPPT0300PV
Elite Air System Boiler Pre-Plumbed Twin Zone 120 L- Solar iBoost+	EAEBT0120PV
Elite Air System Boiler Pre-Plumbed Twin Zone 150 L- Solar iBoost+	EAEBT0150PV
Elite Air System Boiler Pre-Plumbed Twin Zone 180 L- Solar iBoost+	EAEBT0180PV
Elite Air System Boiler Pre-Plumbed Twin Zone 200 L- Solar iBoost+	EAEBT0200PV
Elite Air System Boiler Pre-Plumbed Twin Zone 250 L- Solar iBoost+	EAEBT0250PV
Elite Air System Boiler Pre-Plumbed Twin Zone 300 L- Solar iBoost+	EAEBT0300PV



Elite Cyl Single Coil Solar Slimline Unvented

Description	Product Code	Nominal Capacity (L)	Weight (KG)	Weight full (KG)	Height (mm)	Diameter (mm)	Coil Rating KW	Immersion heater(s)	Standing Heat Loss		ERP BAND
									kWh/ 24h	WATTS	
150 L	ESSSD0150	150	38	188	1535	475	18.25	2	1.42	59	C
170 L	ESSSD0170	170	42	212	1710	475	19.35	2	1.51	63	C
200 L	ESSSD0200	200	45	245	1980	475	19.94	2	1.58	66	C

Elite Cyl Twin Coil Solar Slimline Unvented

Description	Product Code	Nominal Capacity (L)	Weight (KG)	Weight full (KG)	Height (mm)	Diameter (mm)	Coil Rating KW	Immersion heater(s)	Standing Heat Loss		ERP BAND
									kWh/ 24h	WATTS	
150 L	ESSSI0150	150	40	190	1535	475	18.25/18.76	1	1.42	59	C
170 L	ESSSI0170	180	45	215	1710	475	19.35/19.22	1	1.51	63	C
200 L	ESSSI0200	200	48	248	1980	475	19.94/19.36	1	1.58	66	C

Elite Cyl Horizontal

Designed with performance in mind.

The Elite Cyl Horizontal is designed for use in applications where a vertical cylinder will not fit, typically in a loft space. In dwellings that require all the benefits of a mains pressure cylinder, but you have limitations on space, the Elite Cyl Horizontal is the product for you.

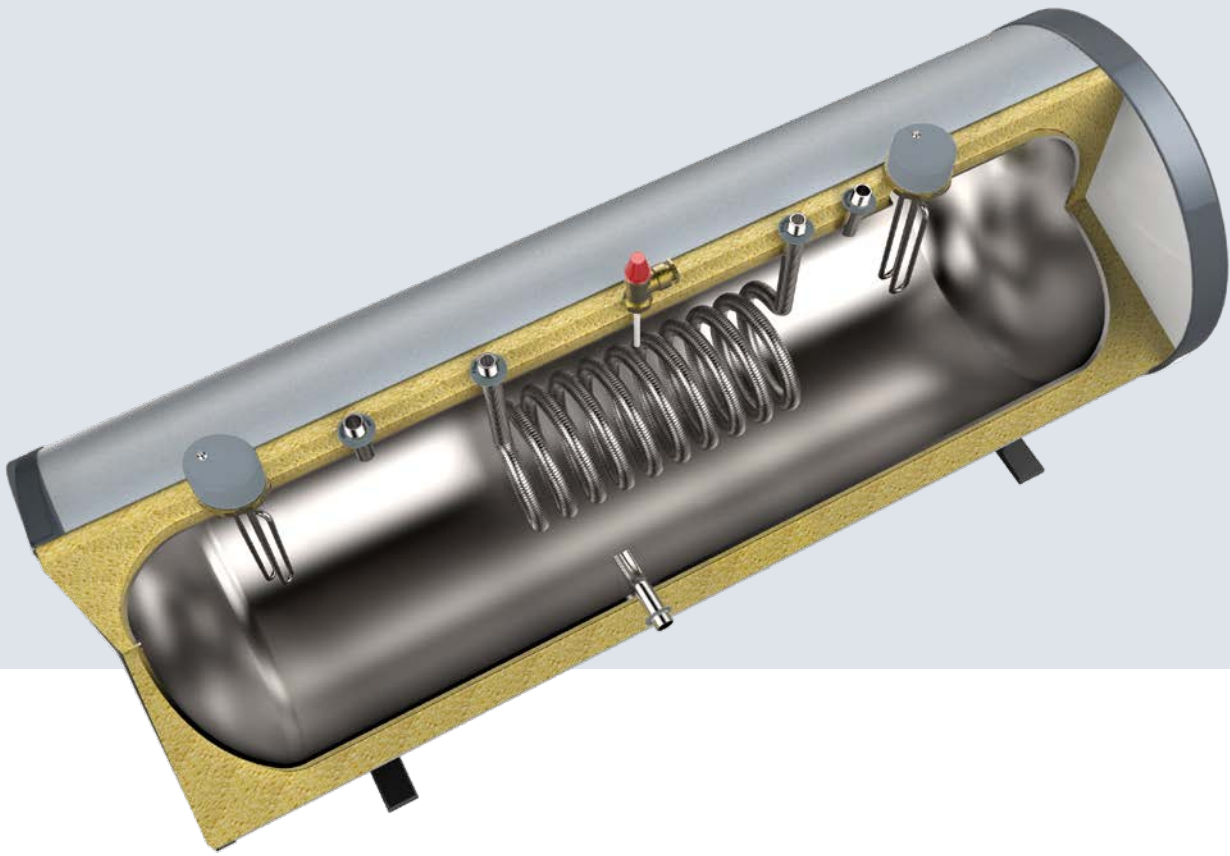
The Elite Cyl Horizontal is supplied with installation cradles, high quality components and a 25-year warranty for peace of mind.



SPECIFICATION

- > Supplied with a manufacturer's backed 25 year cylinder warranty and 2 years parts warranty.
- > Diameter is 545mm from capacities 120L to 300L.
- > Manufactured from high grade Duplex Stainless Steel.
- > Fully insulated with 50mm 100% CFC and HCFC free polyurethane to minimise heat loss.
- > Lightweight construction with high quality and **100% recyclable** silver casing.
- > Supplied with high quality unvented components and mounting cradles.
- > Supplied with a mechanical cylinder stat for simple electrical installation.
- > All plumbing connections are clearly identified with their description embossed into the cylinder case.
- > 22mm compression connections complete with nuts and olives.
- > Market leading and highly efficient primary coil which reduces reheat time and saves fuel bills.
- > Long-life 3kW Incoloy immersion heater supplied as standard.
- > Immersion heater upgrades available upon request - i.e. Titanium or 6 kW.
- > Supplied with all safety controls as required by UK Building Regulations.





Elite Cyl Horizontal Indirect Unvented

Description	Product Code	Nominal Capacity (L)	Weight (KG)	Weight full (KG)	Width (mm)	Diameter (mm)	Coil Rating KW	Immersion heater(s)	Standing Heat Loss		ERP BAND
									kWh/ 24h	WATTS	
120 L	ESHOI0120	120	33	153	945	545	15.8	1	1.30	54	C
150 L	ESHOI0150	150	44	194	1130	545	16.5	2	1.56	65	C
180 L	ESHOI0180	180	47	217	1314	545	18	2	1.65	69	C
200 L	ESHOI0200	200	53	253	1444	545	19.94	2	1.87	78	C
250 L	ESHOI0250	250	58	308	1752	545	20.68	2	2.11	88	C
300 L	ESHOI0300	300	63	363	1975	545	23.57	2	2.30	96	C

Looking for our Universally Compatible Heat Pump Cylinders, PV Ready Cylinders and Buffers?



We have an extensive product range of Low Carbon system solutions suitable for Air Source and Ground Source including:

- > Universally Compatible Heat Pump Cylinders 120-600L
- > Slimline and Combined Buffer Integrated Options
- > Pre-Plumbed Heat Pump Cylinders
- > Horizontal Heat Pump Cylinders
- > Solar PV Priority Cylinders
- > Buffers 50 - 600L



Scan the QR code to see our specialist Heat Pump brochure

The UK's Widest Range of Heat Pump & Buffer Cylinder Solutions

Elite Air Standard

The first choice internal expansion unvented cylinder.
Designed for performance and reliability.

Our range of superior quality Elite AIR cylinders are built using high grade Duplex stainless steel and designed to provide fast flowing hot water to single or multiple outlets. Manufactured to the highest standards and supplied with innovative components to ensure quick recovery, low heat loss and economic use of energy.

For your peace of mind, they come with a 25 year cylinder and 2 years parts guarantee, making it a great investment in your hot water system.

SPECIFICATION

- > Internal expansion cylinder for faster installation and saving space.
- > Supplied with a manufacturer's backed 25 year cylinder warranty and 2 years parts warranty.
- > Diameter is 545mm from capacities 120L to 300L.
- > Manufactured from high grade Duplex Stainless Steel.
- > Fully insulated with 50mm 100% CFC and HCFC free polyurethane to minimise heat loss.
- > Lightweight construction with high quality and **100% recyclable** silver casing.
- > Supplied with high quality unvented components.
- > Supplied with a mechanical cylinder stat for simple electrical installation.
- > All plumbing connections are clearly identified with their description embossed into the cylinder case.
- > 22mm compression connections complete with nuts and olives.
- > Market leading and highly efficient primary coil which reduces reheat time and saves fuel bills.
- > Long-life 3kW Incoloy immersion heater supplied as standard.
- > Immersion heater upgrades available upon request - i.e. Titanium or 6 kW.
- > Supplied with all safety controls as required by UK Building Regulations.





Elite Air Direct Unvented

Description	Product Code	Nominal Capacity (L)	Weight (KG)	Weight full (KG)	Height (mm)	Diameter (mm)	Immersion heater(s)	Standing Heat Loss		ERP BAND
								kWh/ 24h	WATTS	
120 L	EADIR0120	120	26	146	945	545	2	1.01	42	C
150 L	EADIR0150	150	33	183	1130	545	2	1.20	50	C
180 L	EADIR0180	180	38	208	1314	545	2	1.33	54	C
200 L	EADIR0200	200	41	241	1444	545	2	1.39	58	C
250 L	EADIR0250	250	46	296	1752	545	2	1.44	60	C
300 L	EADIR0300	300	55	355	1975	545	2	1.80	75	C

Elite Air Indirect Unvented

Description	Product Code	Nominal Capacity (L)	Weight (KG)	Weight full (KG)	Height (mm)	Diameter (mm)	Coil Rating KW	Immersion heater(s)	Standing Heat Loss		ERP BAND
									kWh/ 24h	WATTS	
120 L	EAIND0120	120	30	150	945	545	15.89	1	1.01	42	B
150 L	EAIND0150	150	38	188	1130	545	17.76	1	1.20	50	B
180 L	EAIND0180	180	42	212	1314	545	18.25	1	1.33	54	B
200 L	EAIND0200	200	45	245	1444	545	19.35	1	1.39	58	B
250 L	EAIND0250	250	51	301	1752	545	19.94	1	1.44	60	B
300 L	EAIND0300	300	60	360	1975	545	20.68	1	1.80	75	C





Elite Air Solar Single Coil Indirect Unvented

Description	Product Code	Nominal Capacity (L)	Weight (KG)	Weight full (KG)	Height (mm)	Diameter (mm)	Coil Rating KW	Immersion heater(s)	Standing Heat Loss		ERP BAND
									kWh/ 24h	WATTS	
180 L	EASDI0180	180	42	212	1314	545	17.8	2	1.33	54	B
200 L	EASDI0200	200	45	245	1444	545	18.76	2	1.39	58	B
250 L	EASDI0250	250	51	301	1752	545	19.65	2	1.44	60	B
300 L	EASDI0300	300	60	360	1975	545	21.24	2	1.80	75	C

Elite Air Solar Twin Coil Indirect Unvented

Description	Product Code	Nominal Capacity (L)	Weight (KG)	Weight full (KG)	Height (mm)	Diameter (mm)	Coil Rating KW	Immersion heater(s)	Standing Heat Loss		ERP BAND
									kWh/ 24h	WATTS	
180 L	EASIN0180	180	42	212	1314	545	17.8/17.87	1	1.33	54	B
200 L	EASIN0200	200	48	248	1444	545	18.76/18.48	1	1.39	58	B
250 L	EASIN0250	250	53	303	1752	545	19.65/19.21	1	1.44	60	B
300 L	EASIN0300	300	63	363	1975	545	21.24/20.16	1	1.80	75	C

Elite Air Slimline

We also have a slimline version of the Elite AIR for use when space is at a premium. At only 475mm width the Elite AIR Slimline can be utilised in smaller cylinder cupboards or when access routes are smaller. The Elite AIR Slimline also has a 25-year manufacturer's warranty.

SPECIFICATION

- > Internal expansion cylinder for faster installation and saving space.
- > Supplied with a manufacturer's backed 25 year cylinder warranty and 2 years parts warranty.
- > Diameter is 475mm from capacities 120L to 200L.
- > Manufactured from high grade Duplex Stainless Steel.
- > Fully insulated with 50mm 100% CFC and HCFC free polyurethane to minimise heat loss.
- > Lightweight construction with high quality and **100% recyclable** silver casing.
- > Supplied with high quality unvented components.
- > Supplied with a mechanical cylinder stat for simple electrical installation.
- > All plumbing connections are clearly identified with their description embossed into the cylinder case.
- > 22mm compression connections.
- > Market leading and highly efficient primary coil which reduces reheat time and saves fuel bills.
- > Long-life 3kW Incoloy immersion heater supplied as standard.
- > Immersion heater upgrades available upon request - i.e. Titanium or 6 kW.
- > Supplied with all safety controls as required by UK Building Regulations.





Elite Air Direct Slimline Unvented

Description	Product Code	Nominal Capacity (L)	Weight (KG)	Weight full (KG)	Height (mm)	Diameter (mm)	Immersion heater(s)	Standing Heat Loss		ERP BAND
								kWh/24h	WATTS	
120 L	EANDI0120	120	26	146	1270	475	2	1.15	48	C
150 L	EANDI0150	150	33	183	1535	475	2	1.37	57	C
170 L	EANDI0170	170	38	208	1710	475	2	1.49	62	C
200 L	EANDI0200	200	41	241	1980	475	2	1.61	67	C

Elite Air Indirect Slimline Unvented

Description	Product Code	Nominal Capacity (L)	Weight (KG)	Weight full (KG)	Height (mm)	Diameter (mm)	Coil Rating KW	Immersion heater(s)	Standing Heat Loss		ERP BAND
									kWh/24h	WATTS	
120 L	EANIN0120	120	30	150	1270	475	18.76	1	1.15	48	B
150 L	EANIN0150	150	38	188	1535	475	18.82	1	1.37	57	C
170 L	EANIN0170	170	42	212	1710	475	19.22	1	1.49	62	C
200 L	EANIN0200	200	45	245	1980	475	19.36	1	1.61	67	C

Installation Guidance

For full details on product installation, please refer to the installation guide supplied with all cylinders, or downloadable from our website www.ukcylinders.co.uk

Selection Guide

Choosing the right cylinder for your needs

HOT WATER DEMAND	BEDROOMS	INDIRECT	DIRECT
1 Standard Bath or Shower	Bedsit / 1	120	120
	2-3	120	150
	3-4	150	150
1 Standard Bath	2-3	150	180
	3-4	150	180
1 Standard Bath and En-Suite	2-3	180	200
	3-4	180	200
	4-5	180	200
2 Standard Baths	2-3	180	250
	3-4	180	250
	4-5	200	300
3 Bathrooms	3-4	250	300
	4-5	300	300
	5-6	300	300

Customer Care

Continued support

All **UK Cylinders** unvented products come with a manufacturer's warranty so if you have a breakdown or fault, we are on hand to provide customer support to put it right.

Please contact our team on 03330 329 650 or email customercare@ukcylinders.co.uk and we will be there ready to help you.

Trade Friendly Design and Installation

Regulations

Please refer to Section G3 of the Building Regulations (England and Wales), Technical Standard P3 (Scotland) and Building Regulations P5 (Northern Ireland). All Unvented units with a capacity over 15 litres must be installed by a competent installer in accordance with these regulations.

Mains Supply

UK Cylinders unvented cylinder Elite Cyl require a minimum of 1.5 bar (max 10 bar) mains pressure and 20 litres per minute flow rate to ensure that the cylinder meets its minimum capabilities. Higher mains pressure and flow rates can return a higher performance from the cylinder.

Note: Cylinder must be connected to a mains water supply, not a well or borehole.

Cylinder Siting

UK Cylinders range of unvented cylinders can be sited almost anywhere in a dwelling, particularly with the wide range of products we supply, providing hot water to outlets above and below the cylinder.

Wiring

All electrical wiring should be fitted in accordance of the control scheme being used and by a competent electrician and the latest IEE regulations. **UK Cylinders** provide controls with all unvented cylinders to ensure the safe operation of the unit within a central heating system.

Please refer to the installation guide for full details.

Boiler Compatibility

The Elite Cyl cylinders are compatible with all appliances that are fitted with an integral control thermostat and its own energy cut-out (these include natural gas, lpg, electric and oil boilers).

Heat sources without full thermostatic control (Aga etc) cannot usually be installed with an unvented unit. Please consult the installation guide for comprehensive information.

Secondary Return Connection

As standard a secondary connection is fitted on indirect models of 200 litres and above.



Elite Cyl & Elite Air

External and internal expansion
unvented pre-plumbed systems

The ELITE family of Pre-plumbed cylinders are the 'ready to go' complete package.

The Pre-plumbed is a factory fitted, plumbed and wired version of the Elite cylinder.

When you and your clients want to provide a consistent and neat appearance, Pre-plumbed is the way to go.

We also have a full range of combi boiler compatible controls to ensure uniform controls offering across your sites.

Our pre-plumbed hot water storage cylinders are available with either an internal expansion vessel: 'ELITE AIR' or an external expansion vessel 'Elite Cyl' models.

Installation engineers will love our pre-plumbed units as they save valuable time and of course space!

As we manufacture these units in a factory-controlled environment you can be assured of consistent quality and continuity of all components and workmanship across every installation.



Pre-Plumbed Package Solutions

Quality throughout our products



FACTORY FITTED COMPONENTS



COLD WATER INLET SET



TWO PORT ZONE VALVE



T&P RELIEF VALVE



CIRCULATING PUMP



AUTO BYPASS VALVE



WIRING CENTRE



3KW IMMERSION HEATER



TUNDISH



DUAL THERMOSTAT



FILLING LOOP

SUPPLIED COMPONENTS



D5-ROOM THERMOSTAT



HEATING EXPANSION VESSEL



2/3 CHANNEL PROGRAMMER



EXPANSION VESSEL*

*Supplied with Elite Cyl models, Elite Air features internal expansion on domestic water side.



FEATURES

- > Available in indirect models from 120, 150, 180, 200, 250 and 300 litre capacities. All sizes available in twin and single zone configuration.
- > Solar indirect models: 180, 200, 250 and 300 litre capacity. All sizes available in twin and single zone configuration.
- > Simple to use L.E.D controls.
- > Advanced 7 day programmer giving room thermostat and hot water control.
- > Control system provides separate control of heating and hot water zones.
- > Delayed start thermostat offers SAP benefits.
- > Automatic bypass valve fitted for system efficiency.
- > Heating expansion vessel, pressure gauge, filling loop, expansion valve provided.
- > Indirect thermal controls.
- > System boiler models also available. This is the same specification but the following items are removed from the pre-plumbed package: Heating Expansion Vessel, Filling Loop and Heating Circulating Pump.
- > 25 year cylinder warranty and 2 years parts warranty.
- > Cylinder manufactured from high grade Duplex stainless steel.
- > Flat base for stability and ease of siting.
- > All plumbing and wiring connections handy at the front of the unit.
- > Totally insulated with 100% CFC-Free (ODP zero) polyurethane to minimise heat loss (50mm thick).
- > Long-life 3kW Incoloy immersion heater with integral thermostat and thermal cut-out.
- > 1/2" temperature and pressure relief valve operating at 90°C / 7 bar on Elite cylinders and 90°C / 10 bar on Elite AIR cylinders.

BENEFITS

- > Intuitive controls for ease of use for home owners.
- > A cost effective and simplified installation for a professional, neat and tidy layout and reduced labour time.
- > Installations are consistent across the range for uniformity and greater customer satisfaction.
- > Factory fitted components and controls assists in reducing expensive customer care visits to site.
- > Stringent quality control through manufacture and assembly.
- > No requirement for feed and expansion tanks or water storage in loft spaces.

External DHW Expansion Models

Description	HEAT ONLY BOILER			SYSTEM BOILER	VOLUMETRICS			ENERGY DATA			
	Full CH & DHW controls package	No external controls supplied	Full CH WIFI controls	Full CH & DHW controls package	Weight	Height	Width	Coil Rating	KWh/24h	WATTS	ERP BAND
Elite Cyl Pre-Plumbed Single Zone 120 L	ESPPS0120	ESPPN0120	ESPSW0120	EBPPS0120	42	945	545	17.76	1.06	44	B
Elite Cyl Pre-Plumbed Single Zone 150 L	ESPPS0150	ESPPN0150	ESPSW0150	EBPPS0150	49	1130	545	18.25	1.22	51	B
Elite Cyl Pre-Plumbed Single Zone 180 L	ESPPS0180	ESPPN0180	ESPSW0180	EBPPS0180	52	1314	545	19.35	1.40	58	B
Elite Cyl Pre-Plumbed Single Zone 200 L	ESPPS0200	ESPPN0200	ESPSW0200	EBPPS0200	58	1444	545	19.94	1.44	60	B
Elite Cyl Pre-Plumbed Single Zone 250 L	ESPPS0250	ESPPN0250	ESPSW0250	EBPPS0250	63	1752	545	20.68	1.75	73	C
Elite Cyl Pre-Plumbed Single Zone 300 L	ESPPS0300	ESPPN0300	ESPSW0300	EBPPS0300	68	1975	545	23.57	2.04	85	C
Elite Cyl Pre-Plumbed Twin Zone 120 L	ESPTT0120	ESPTN0120	ESPTW0120	EBPTT0120	42	945	545	17.76	1.06	44	B
Elite Cyl Pre-Plumbed Twin Zone 150 L	ESPTT0150	ESPTN0150	ESPTW0150	EBPTT0150	49	1130	545	18.25	1.22	51	B
Elite Cyl Pre-Plumbed Twin Zone 180 L	ESPTT0180	ESPTN0180	ESPTW0180	EBPTT0180	52	1314	545	19.35	1.40	58	B
Elite Cyl Pre-Plumbed Twin Zone 200 L	ESPTT0200	ESPTN0200	ESPTW0200	EBPTT0200	58	1444	545	19.94	1.44	60	B
Elite Cyl Pre-Plumbed Twin Zone 250 L	ESPTT0250	ESPTN0250	ESPTW0250	EBPTT0250	63	1752	545	20.68	1.75	73	C
Elite Cyl Pre-Plumbed Twin Zone 300 L	ESPTT0300	ESPTN0300	ESPTW0300	EBPTT0300	68	1975	545	23.57	2.04	85	C

Internal DHW Expansion Models

Description	HEAT ONLY BOILER			SYSTEM BOILER	VOLUMETRICS			ENERGY DATA			
	Full CH & DHW controls package	No external controls supplied	Full CH WIFI controls	Full CH & DHW controls package	Weight	Height	Width	Coil Rating	KWh/24h	WATTS	ERP BAND
Elite Air Pre-Plumbed Single Zone 120 L	EAPPS0120	EAPSN0120	EAPSW0120	EAES0120	42	945	545	17.76	1.04	43	B
Elite Air Pre-Plumbed Single Zone 150 L	EAPPS0150	EAPSN0150	EAPSW0150	EAES0150	50	1130	545	18.25	1.19	50	B
Elite Air Pre-Plumbed Single Zone 180 L	EAPPS0180	EAPSN0180	EAPSW0180	EAES0180	54	1314	545	19.35	1.33	54	B
Elite Air Pre-Plumbed Single Zone 200 L	EAPPS0200	EAPSN0200	EAPSW0200	EAES0200	57	1444	545	19.94	1.40	58	B
Elite Air Pre-Plumbed Single Zone 250 L	EAPPS0250	EAPSN0250	EAPSW0250	EAES0250	63	1752	545	20.68	1.44	60	B
Elite Air Pre-Plumbed Single Zone 300 L	EAPPS0300	EAPSN0300	EAPSW0300	EAES0300	72	1975	545	23.57	1.81	75	C
Elite Air Pre-plumbed Twin Zone 120 L	EAPT0120	EAPT0120	EAPT0120	EAEBT0120	42	945	545	17.76	1.01	42	B
Elite Air Pre-plumbed Twin Zone 150 L	EAPT0150	EAPT0150	EAPT0150	EAEBT0150	50	1130	545	18.25	1.20	50	B
Elite Air Pre-plumbed Twin Zone 180 L	EAPT0180	EAPT0180	EAPT0180	EAEBT0180	54	1314	545	19.35	1.33	54	B
Elite Air Pre-plumbed Twin Zone 200 L	EAPT0200	EAPT0200	EAPT0200	EAEBT0200	57	1444	545	19.94	1.39	58	B
Elite Air Pre-plumbed Twin Zone 250 L	EAPT0250	EAPT0250	EAPT0250	EAEBT0250	63	1752	545	20.68	1.44	73	B
Elite Air Pre-plumbed Twin Zone 300 L	EAPT0300	EAPT0300	EAPT0300	EAEBT0300	72	1975	545	23.57	1.80	75	C



Controls Packages to suit all applications

External and internal expansion unvented pre-plumbed systems

UK Cylinders have a full range of controls packages to choose from, including Combi controls, Pre-plumbed solutions, and our WIFI-enabled smart options. This allows a uniform specification across the site.



Click and Go backplate. Simply and safely switch over any of the 5 and 6 series products without disconnecting the power or re-wiring thanks to the innovative click on/off backplate with just a 5 volt connection.



UKC P6 offers an enhanced screen and clear digital display. Sitting on a smaller footprint than the P5 this ultra modern thermostat sits neatly into any homes decor.



UKC P5 Range offers a clear LED display with an easy to use menu and slimline built into the wall appearance.

UKC P6 FAMILY OF COMBI CONTROLS

UKX050	2 zone combi kit	2 x UKC P6 programmable room thermostats	1 x wiring centre	2 x 22mm motorised valves
UKX051	1 zone combi kit	1 x UKC P6 programmable room thermostat	1 x wiring centre	
UKX052	2 zone combi kit WIFI	2 x P6W programmable WIFI / APP room thermostats	1 x wiring centre	2 x 22mm zone valves
UKX053	1 zone combi kit WIFI	1 x P6W programmable WIFI / APP room thermostat	1 x wiring centre	

UKC P5 FAMILY OF CONTROLS

UKX060	2 zone combi kit	2 x RTP5 programmable room thermostats	1 x wiring centre	2 x ZV222PM motorised valves
UKX061	1 zone combi kit	1 x RTP5 programmable room thermostat		
UKX062	2 zone combi kit WIFI	2 x RTP5W programmable WIFI / APP room thermostats	1 x wiring centre	2 x ZV222PM zone valves
UKX063	1 zone combi kit WIFI	1 x RTP5W programmable WIFI / APP room thermostat		

- > Free APP and software updates, Apple IOS & Android.
- > No subscriptions or costs to use the APP.
- > No ongoing running costs.
- > No router / hub or additional components required.
- > Hard wired back plate, low voltage, Not RF = no risk of ANY lost connections even in the largest house types.
- > Thermostat can be used locally without the internet whereby user is not yet internet connected or doesn't wish to use as a smart device.
- > Home owner energy saving benefit & control remotely to suit lifestyle.
- > Offers clients a premium product at forefront of heating technology.
- > Premium homes specification feel.



Direct Pre-Plumbed Cylinders

Pre-plumbed DIRECT cylinders are available across our Elite Cyl and Elite AIR range, saving time and offering consistency which is ideal for apartment blocks or other multi-occupation buildings such as offices.

SPECIFICATION

- > 25 Year cylinder warranty and 2 years parts warranty.
- > Cylinder manufactured in high grade Duplex Stainless Steel specially selected for its high strength and resistance to stress and crevice corrosion.
- > Lightweight construction and modern appliance look.
- > Flat base for additional stability.
- > Pre-fitted pipework to save time and give a consistent finish.
- > Embossed labeling of connections on casing.
- > Insulated with 100% CFC free (ODP zero) polyurethane to minimise heat loss (50mm thick).
- > Long life 3Kw incoloy immersion heater with integral thermostat and thermal cut out (immersion upgrades to 6Kw/titanium available on request).
- > 1/2" temperature and pressure relief valve operating at 90 degrees/7 Bar.
- > **100% recyclable** silver casing.

Description	Elite Cyl External Expansion	Elite Air Internal Expansion
DIRECT PRE-PLUMBED 120 L	ESPPD0120	N/A
DIRECT PRE-PLUMBED 150 L	ESPPD0150	EAPPD0150
DIRECT PRE-PLUMBED 180 L	ESPPD0180	EAPPD0180
DIRECT PRE-PLUMBED 200 L	ESPPD0200	EAPPD0200
DIRECT PRE-PLUMBED 250 L	ESPPD0250	EAPPD0250
DIRECT PRE-PLUMBED 300 L	ESPPD0300	EAPPD0300



The complete package - each unit comes with:



COLD WATER INLET SET



DRAIN OFF VALVE



2 PORT ZONE VALVE



3KW IMMERSION HEATER (upgrades to 6Kw/ titanium available on request)



TUNDISH



EXPANSION VESSEL*

*Supplied with Elite Cyl models, Elite AIR features Internal expansion on domestic water side.



When SPACE is at a premium, our washing machine frames are the solution.

Our washing machine frames are perfect for saving space in apartments, allowing a full cylinder to be supported above a white goods appliance.

As part of our desire to fulfil any installation requirement, we can provide our space-saving handmade washing machine frames. These are perfect for utilising space in smaller apartments, meaning that an unvented cylinder can be mounted above a washing machine in an airing cupboard - perfect in combination with our direct pre-plumb units.

- > Finished in powder coated grey.
- > H900mm x W660mm x D660mm.
- > Capable of supporting full weight of any of our domestic direct cylinders Elite Cyl or Elite Air, 60-300L.
- > Washing machine frame part number: UKX066.

Combining these frames with our pre-plumbed direct cylinder range gives a compact and tidy look to the airing cupboard. Utilising the Elite Air model would also eliminate the need for any expansion vessels, saving further space as well as time on installation!



REDD

RENEWABLE ENERGY DOMESTIC DESIGNS

Plumbing, Heating
and Renewable energy
design services for the
new build industry

REDD provide designs for all types of heating, plumbing and renewable energy systems. These designs can incorporate natural gas, low pressure gas (LPG), electric or oil-fired boilers, air source heat pumps (ASHP) or ground source heat pumps (GSHP) – Plus whatever Building regulations, SAP calculations or the client requires.

Email your design enquiry to
designs@reddesign.uk



Renewable Energy Domestic Designs (REDD) core business is to provide a free-of-charge heating & plumbing design service to the new build housing sector. This is a 100% independent design company, able to provide designs for the domestic new build market incorporating any number of gas, electric or renewable energy based options.



Unit C | Washington Court | Windmill Avenue
Kettering | Northants | NN16 0UE

T 01536 850350

E designs@reddesign.uk

W www.reddesign.uk



UK CYLINDERS

YOUR HOT WATER SPECIALISTS



UK CYLINDERS • UNIT 3 RCM BUSINESS CENTRE
DEWSBURY ROAD • OSSETT • WEST YORKSHIRE • WF5 9ND

T 03330 329 650 • F 01924 977 079
sales@ukcylinders.co.uk • www.ukcylinders.co.uk



UK Cylinders Ltd are proud to be members of the Hot Water Association (HWA) and are committed to its ethics and values

UK Cylinders endeavour to keep the content of this brochure as up-to-date as possible. We reserve the right to make changes to all UK Cylinders products and services at anytime. To ensure you have the most current information please contact UK Cylinders directly.