

SERVICE | AVAILABILITY | QUALITY | PERFORMANCE | RELIABILITY



HEAT PUMP



SOLAR PV

# FlowCyl

The UK's Widest Range of Universal  
Heat Pump Cylinder Solutions



UK CYLINDERS

YOUR HOT WATER SPECIALISTS





# UK **Cylinders**

## Your Hot Water Specialists

Based in the UK, we are focused on service, availability, quality, performance and reliability. Utilising the vast experience of the team at **UK Cylinders** and our processes and procedures to deliver on these key objectives.


We are a market led company with many years' experience in manufacturing and product development, this ensures our products exceed our customers needs.

**UK Cylinders** hold strong values in terms of supporting customers requirements in an ever changing market.

OUR AIM IS TO PROVIDE THE BEST QUALITY AND VALUE HOT WATER STORAGE PRODUCTS AND TO CONSIDERABLY EXCEED OUR CUSTOMER EXPECTATIONS BY PROVIDING MARKET LEADING SERVICE LEVELS IN ALL AREAS OF OUR BUSINESS.

SERVICE | AVAILABILITY | QUALITY | PERFORMANCE | RELIABILITY

Your Hot Water Specialists | [www.ukcylinders.co.uk](http://www.ukcylinders.co.uk)



## Quality and Service

Customer service is at the forefront of the business philosophy at UK **Cylinders** which means the team know **THE CUSTOMER ALWAYS COMES FIRST.**

We will respond and reply same day to any requests.



## Availability and Stockists

We carry significant stock of a wide range of products in our warehouses, as well as stock on the ground with our merchant partners.

At UK Cylinders, we pride ourselves in working closely with our network of merchant stockists, supporting them providing hot water solutions to their customers.


Please contact us on **03330 329 650** or **sales@ukcylinders.co.uk** if you require details of your local stockist.

## Environmental - and a more sustainable future

Our environmental management system allows us to promote efficient manufacture of our products.

Key processes and procedures help us to move towards a more sustainable future and minimise any negative impact on the environment.

**Specially designed heat pump coil**



Please contact us on **03330 329 650** or **sales@ukcylinders.co.uk**



# Heat Pump Cylinders

All our Universal heat pump cylinders feature a unique high flow, high gain, full bore coil design which we manufacture in house, to provide superior performance.

The FlowCyl is fitted and supplied with all the required components and controls (shown opposite) to provide seamless compatibility with your chosen heat pump.



## SPECIFICATION

- > Universally compatible with any heat pump.
- > Supplied with a manufacturer's backed 25 year cylinder warranty and 2 years parts warranty.
- > Available in capacities from 120ltr - 600ltr.
- > Manufactured from high grade 1mm thick Duplex Stainless Steel.
- > Fully insulated with 50mm 100% CFC and HCFC free polyurethane to minimise heat loss.
- > High quality **100% recyclable** silver casing.
- > Supplied with high quality unvented components.
- > All plumbing connections are clearly identified with their description embossed into the cylinder case.
- > Supplied with 22mm hot and cold connections on 120ltr - 300ltr, 28mm hot and cold connections on 400ltr - 600ltr.
- > 12mm sensor probe pocket included for heat pump controls.
- > Market leading and highly efficient primary coil to ensure rapid exchange of heat from heat pump.
- > Long-life 3kW Incoloy immersion heater supplied as standard.
- > Immersion heater upgrades available upon request - i.e. Titanium or 6kW.
- > Supplied with all safety controls as required by UK Building Regulations.

# Efficiency

Market leading heat exchanger



The FlowCyl heat pump cylinder is fitted with a market leading high efficiency heat exchanger (coil) with an enhanced surface area to ensure the rapid transfer of the low temperature inputs of ground & air source heat pumps.

The FlowCyl heat pump range comes complete with all the fittings you will need for a complete trouble free installation. All the items provided in the unvented kit, ensure your installation meets Part G of the Building Regulations.



## ACCESSORIES SUPPLIED WITH STANDARD HEAT PUMP CYLINDERS (for pre plumbed see specific content pages)



COLD WATER  
INLET SET



TWO PORT ZONE VALVE  
28MM



HIGH LIMIT STAT



TUNDISH



3KW IMMERSION HEATER



T&P RELIEF VALVE



T&P COVER



EXPANSION VESSEL  
AND BRACKET



## Heat Pump Pre Plumbed

- > Universally compatible with any heat pump.
- > 3 port full bore, 28mm compression DHW & CH diverter valve.
- > 4 bar pressure gauge.
- > Fill & flush valve with servicing ports. Useful to fill and flush the system with cleaning chemicals or water treatment.
- > Optional 8m circulating pump for primary circuit.
- > G3 compliant cold feed pipework, inc. tundish, drain point, filling loop and 3 bar inlet control set.
- > Our 28mm full bore, high gain, high flow coil reduces noise and improves recovery times.
- > A T&P insulation cover and potable expansion vessel is also supplied.
- > Factory fitted immersion heater, for emergency backup this can be linked to a heat pump for an anti legionella cycle where required.
- > 12mm sensor probe pocket.



Description	Product Code with circulating pump	Product Code no circulating pump	Nominal Capacity (L)	Weight (KG)	Weight full (KG)	Height (mm)	Diameter (mm)	Heat Pump Coil Surface Area (m <sup>2</sup> )	Standing Heat Loss		Secondary Return Included as standard	ERP BAND
									kWh/24h	WATTS		
150L	FCHPP2150	FCHPP2150X	150	58	208	1130	545	2.08	1.22	44	X	B
180L	FCHPP2180	FCHPP2180X	180	63	230	1314	545	2.08	1.47	61	X	C
200L	FCHPP3200	FCHPP3200X	200	72	267	1444	545	2.97	1.55	65	✓	C
250L	FCHPP3250	FCHPP3250X	250	75	319	1752	545	2.97	1.85	77	✓	C
300L	FCHPP3300	FCHPP3300X	300	80	360	1975	545	2.97	2.13	89	✓	C
400L	FCHPP3400	FCHPP3400X	400	78	477	1640	690	4	2.20	92	✓	C
500L	FCHPP3500	FCHPP3500X	500	94	591	1995	690	4	2.42	101	✓	C
600L	FCHPP3600	FCHPP3600X	600	105	674	2190	690	4	2.68	112	✓	C

## Heat Pump Cylinder

- > Universally compatible with any heat pump.
- > Available from 120ltr up to 600ltr.
- > Universal large coil surface area as standard.
- > 28mm compression fittings as primary connections to the coil.
- > Provides a high flow rate capability and low pressure loss.
- > 12mm sensor probe pocket.




Description	Product Code	Nominal Capacity (L)	Weight (KG)	Weight full (KG)	Height (mm)	Diameter (mm)	Heat Pump Coil Surface Area (m <sup>2</sup> )	Standing Heat Loss		Secondary Return Included as standard	ERP BAND
								kWh/ 24h	WATTS		
120L	FCHPD3120	120	27	145	945	545	1.61	1.06	42	X	B
150L	FCHPD3150	150	31	181	1130	545	2.08	1.22	44	X	B
180L	FCHPD3180	180	35	202	1314	545	2.08	1.47	61	X	C
200L	FCHPD3200	200	40	235	1444	545	2.97	1.55	65	✓	C
250L	FCHPD3250	250	45	289	1752	545	2.97	1.85	77	✓	C
300L	FCHPD3300	300	50	330	1975	545	2.97	2.13	89	✓	C
400L	FCHPD4400	400	78	455	1640	690	4	2.20	92	✓	C
500L	FCHPD4500	500	94	556	1995	690	4	2.42	101	✓	C
600L	FCHPD4600	600	105	637	2190	690	4	2.68	112	✓	C



## Heat Pump Slimline Pre Plumbed

- > Universally compatible with any heat pump.
- > Slimline 475mm diameter for smaller cupboard spaces.
- > 3 port full bore, 28mm compression DHW & CH diverter valve.
- > 4 bar pressure gauge.
- > Fill & flush valve with servicing ports. Useful to fill and flush the system with cleaning chemicals or water treatment.
- > Optional 8m circulating pump for primary circuit.
- > G3 compliant cold feed pipework, inc. tundish, drain point, filling loop and 3 bar inlet control set.
- > Our 22mm full bore, high gain, high flow coil reduces noise and improves recovery times.
- > A T&P insulation cover and potable expansion vessel is also supplied.
- > Factory fitted immersion heater, for emergency backup this can be linked to a heat pump for an anti legionella cycle where required.




Description	Product Code with circulating pump	Product Code no circulating pump	Nominal Capacity (L)	Weight (KG)	Weight full (KG)	Height (mm)	Diameter (mm)	Heat Pump Coil Surface Area (m <sup>2</sup> )	Standing Heat Loss		Secondary Return Included as standard	ERP BAND
									kWh/ 24h	WATTS		
120L	FCHPPN2120	FCHPPN2120X	120	33	158	1270	475	1.61	1.25	52	✗	B
150L	FCHPPN2150	FCHPPN2150X	150	39	194	1535	475	1.61	1.42	59	✗	B
170L	FCHPPN2170	FCHPPN2170X	170	45	215	1710	475	2.08	1.70	71	✗	C
200L	FCHPPN2200	FCHPPN2200X	200	48	248	1980	475	2.08	1.80	75	✓	C



## Heat Pump Slimline

- > Universally compatible with any heat pump.
- > Slimline 475mm diameter for smaller cupboard spaces.
- > Capacities from 120ltr - 200ltr.
- > Only 475mm wide.
- > 22mm compression fittings as primary connections to the coil.
- > 12mm sensor probe pocket.



FLOWCYL SLIMLINE HEAT PUMP

Description	Product Code	Nominal Capacity (L)	Weight (KG)	Weight full (KG)	Height (mm)	Diameter (mm)	Heat Pump Coil Surface Area (m <sup>2</sup> )	Standing Heat Loss		Secondary Return Included as standard	ERP BAND
								kWh/ 24h	WATTS		
120L	FCHPS3120	120	32	151	1270	475	1.61	1.25	52	✗	B
150L	FCHPS3150	150	34	184	1535	475	1.61	1.42	59	✗	B
170L	FCHPS3170	170	37	207	1710	475	2.08	1.70	71	✗	C
200L	FCHPS3200	200	41	241	1980	475	2.08	1.80	75	✓	C



## Heat Pump and Buffer Combined Pre Plumbed Options

- > 3 port full bore, 28mm compression DHW & CH diverter valve.
- > 4 bar pressure gauge.
- > Fill & flush valve with servicing ports. Useful to fill and flush the system with cleaning chemicals or water treatment.
- > 6m Circulating pump supplied fitted for heating circuit.
- > G3 compliant cold feed pipework, inc. tundish, drain point, filling loop and 3 bar inlet control set.
- > Our 28mm full bore, high gain, high flow coil reduces noise and improves recovery times.
- > **Optional 8m circulating pump for primary circuit.**
- > Robokit / T&P insulation cover and potable expansion vessel is also supplied.
- > Factory fitted immersion heater, for emergency backup this can be linked to a heat pump for an anti legionella cycle where required.
- > 12mm heat pump sensor probe pocket.
- > Buffer provides hydraulic separation and minimum system volume.
- > Additional immersion, in buffer; can act as optional back up heater.



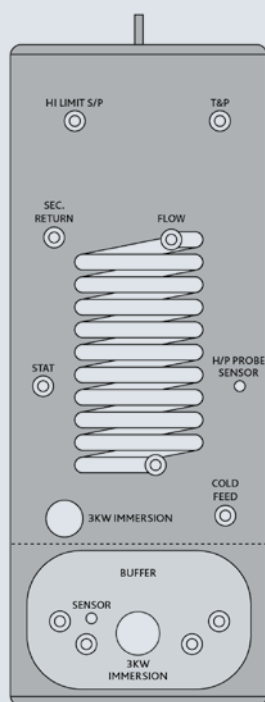
Supplied complete with 12ltr Robokit including heating expansion vessel (loose).



Description	Product Code with 2 Circulating Pumps	Product Code with 1 Circulating Pump	Nominal Capacity (L)	Weight (KG)	Weight full (KG)	Height (mm)	Diameter (mm)	Heat Pump Coil Surface Area (m <sup>2</sup> )	Standing Heat Loss		Secondary Return Included as standard	ERP BAND
									kWh/24h	WATTS		
<b>Slimline Diameter Model</b>												
120L/30L	FCNPPB3012	FCNPPB3012X	120	52	196	1645	475	1.61	1.25	52	X	B
150L/30L	FCNPPB3015	FCNPPB3015X	150	55	229	1915	475	1.61	1.42	59	X	B
170L/30L	FCNPPB5017	FCNPPB5017X	170	58	270	2095	475	2.08	1.63	68	X	C
<b>Standard Diameter Model</b>												
150L/50L	FCPPB5015	FCPPB5015X	150	56	259	1540	545	2.08	1.22	44	X	B
180L/50L	FCPPB5018	FCPPB5018X	180	61	284	1675	545	2.08	1.47	61	X	C
200L/50L	FCPPB5020	FCPPB5020X	200	65	310	1850	545	2.97	1.55	65	✓	C
225L/50L	FCPPB5022	FCPPB5022X	225	69	344	2011	545	2.97	1.70	71	✓	C
250L/60L	FCPPB6025	FCPPB6025X	250	77	385	1919	580	2.97	1.80	75	✓	C
300L/60L	FCPPB6030	FCPPB6030X	300	82	427	2076	580	2.97	2.08	86	✓	C

## Heat Pump and Buffer Combined

- > Using a buffer tank is often described by heat pump manufacturers as “the ideal installation” providing optimum performance.
- > One neat solution providing a heat pump cylinder and buffer in the same footprint, saving both time and space.
- > Buffer provides hydraulic separation.
- > Our built in buffer features 1” female connections as standard.
- > 12mm sensor probe pockets provided in both the buffer and heat pump cylinder.
- > The buffer features an additional immersion heater that can be used as a back up heater, dependant on heatpump configuration.



FLOWCYL HP & BUFFER COMBINED

Available in both slimline and standard diameter options, see below.

Description	Product Code	Nominal Capacity (L)	Weight (KG)	Weight full (KG)	Height (mm)	Diameter (mm)	Heat Pump Coil Surface Area (m <sup>2</sup> )	Standing Heat Loss		Secondary Return Included as standard	ERP BAND
								kWh/ 24h	WATTS		
<b>Slimline Diameter Model</b>											
120/30L	FCNHPB3012	120	42	186	1645	475	1.61	1.25	52	✗	B
150/30L	FCNHPB3015	150	45	219	1915	475	1.61	1.42	59	✗	B
170/30L	FCNHPB3017	170	48	260	2095	475	1.61	1.63	68	✗	C
<b>Standard Diameter Model</b>											
150/50L	FCHPB5015	150	46	249	1540	545	2.08	1.22	44	✗	B
180/50L	FCHPB5018	180	51	274	1675	545	2.08	1.47	61	✗	C
200/50L	FCHPB5020	200	55	300	1850	545	2.97	1.55	65	✓	C
225/50L	FCHPB5022	225	59	334	2011	545	2.97	1.70	71	✓	C
250L/60L	FCHPB6025	250	67	375	1919	580	2.97	1.80	75	✓	C
300L/60L	FCHPB6030	300	72	417	2076	580	2.97	2.08	86	✓	C



# Solar PV Priority Cylinder

Free hot water from your PV array

Due to the growth in popularity of PV systems across the UK, UK Cylinders have developed a specifically designed 'PV priority' cylinder in both Direct, Indirect & Heat Pump models.

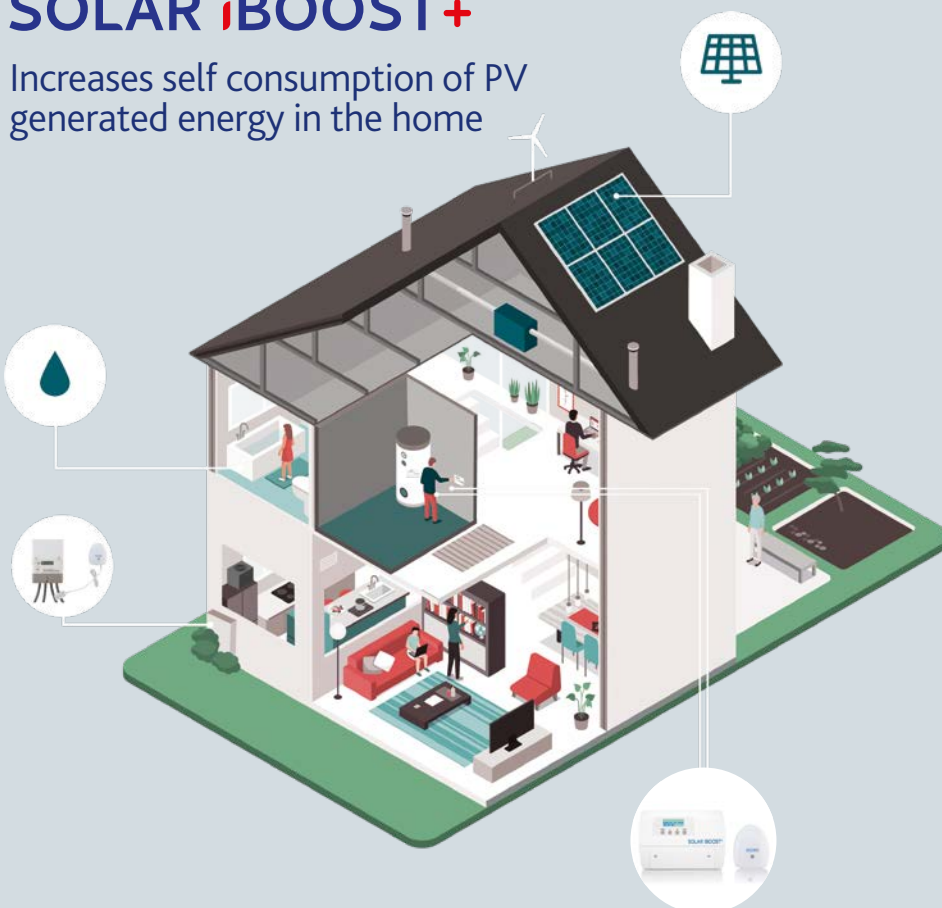
The Solar iBoost+™ is factory mounted to the cylinder and pre wired to the 1st immersion heater which is relocated at the base of the cylinders to ensure maximum available water capacity can be heated.

Throughout the day the water temperature is raised, reducing the operating time of the home's heating system.



## SOLAR iBOOST+

Increases self consumption of PV generated energy in the home

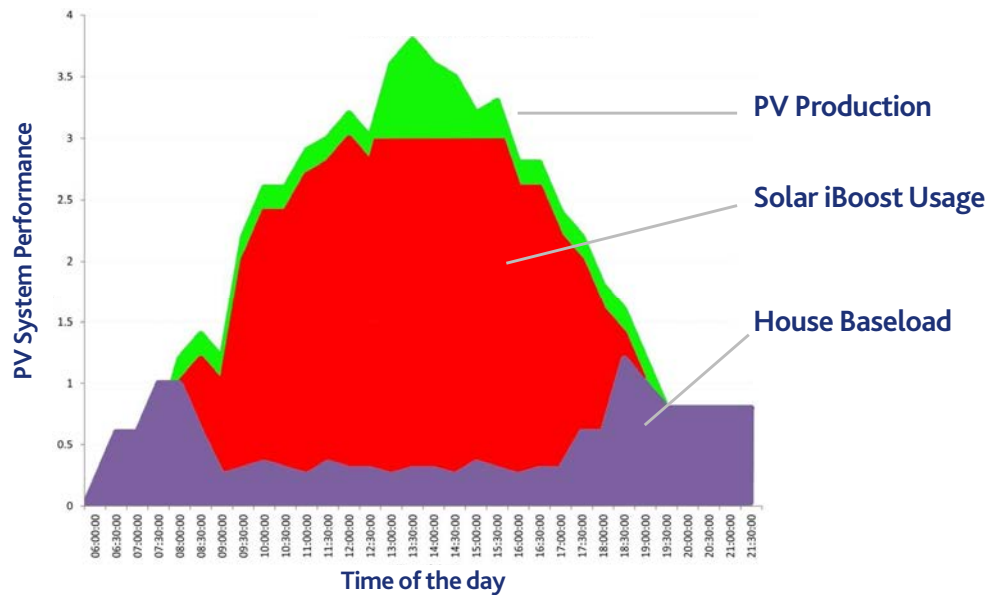


### FEATURES

- > Compatible with Battery Storage
- > Can assist in Building Regulations / SAP by reducing the number of solar panels required
- > Programmable Timed Boost
- > Reducing the number of solar panels can assist in G98 compliance and connection to the grid
- > Compatible with Dual Immersions
- > Can be Retrofitted to Existing Systems
- > User Friendly Display
- > Quick Installation Time
- > Wireless Technology


## Solar iBoost+ Performance

The CT clamp measures energy flow and switches Solar iBoost+ to maintain export at 100W or to the installer set threshold.



## Solar iBoost+ Key Functions

- > Manual Boost in 15 minute increments up to 2 hours.
- > Timed programming on 5/2 day basis, 2 times each day for economy settings.
- > Set Season for timed programming.
- > Easy connectivity with 'Optional' iBoost+ Buddy (purchased separately) for remote operation and monitoring.
- > Operating range between devices 30m indoors.



Description	Code
FlowCyl Direct Unvented 90L Solar iBoost+	FCDIR0090PV
FlowCyl Direct Unvented 120L Solar iBoost+	FCDIR0120PV
FlowCyl Direct Unvented 150L Solar iBoost+	FCDIR0150PV
FlowCyl Direct Unvented 180L Solar iBoost+	FCDIR0180PV
FlowCyl Direct Unvented 200L Solar iBoost+	FCDIR0200PV
FlowCyl Direct Unvented 250L Solar iBoost+	FCDIR0250PV
FlowCyl Direct Unvented 300L Solar iBoost+	FCDIR0300PV
FlowCyl Heatpump Unvented 120L Solar iBoost+	FCHPD3120PV
FlowCyl Heatpump Unvented 150L Solar iBoost+	FCHPD3150PV
FlowCyl Heatpump Unvented 180L Solar iBoost+	FCHPD3180PV
FlowCyl Heatpump Unvented 200L Solar iBoost+	FCHPD3200PV
FlowCyl Heatpump Unvented 250L Solar iBoost+	FCHPD3250PV
FlowCyl Heatpump Unvented 300L Solar iBoost+	FCHPD3300PV
FlowCyl Heatpump Unvented 400L Solar iBoost+	FCHPD3400PV
FlowCyl Heatpump Unvented 500L Solar iBoost+	FCHPD3500PV
FlowCyl Heatpump Unvented 600L Solar iBoost+	FCHPD3600PV
FlowCyl Indirect Unvented 90L Solar iBoost+	FCIND0090PV
FlowCyl Indirect Unvented 120L Solar iBoost+	FCIND0120PV
FlowCyl Indirect Unvented 150L Solar iBoost+	FCIND0150PV
FlowCyl Indirect Unvented 180L Solar iBoost+	FCIND0180PV
FlowCyl Indirect Unvented 200L Solar iBoost+	FCIND0200PV
FlowCyl Indirect Unvented 250L Solar iBoost+	FCIND0250PV
FlowCyl Indirect Unvented 300L Solar iBoost+	FCIND0300PV



## Heat Pump Solar Twin Coil

- > Universally compatible with any heat pump.
- > Designed for renewable energy systems where solar thermal and heat pump applications are required.
- > 12mm sensor probe pocket.



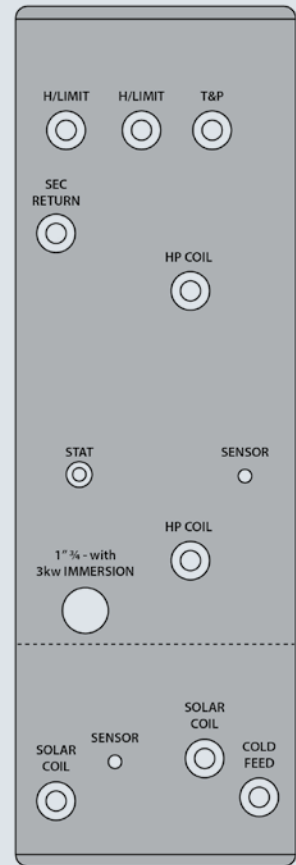
HEAT PUMP

Supplied with  
heat pump coil



SOLAR

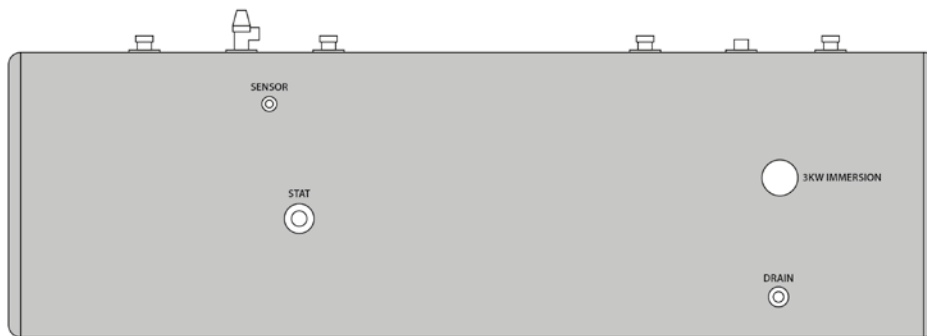
Supplied with  
additional Solar  
thermal coil



Description	Product Code	Nominal Capacity (L)	Weight (KG)	Weight full (KG)	Height (mm)	Diameter (mm)	Heat Pump Coil Surface Area (m <sup>2</sup> )	Standing Heat Loss		Secondary Return Included as standard	ERP BAND
								kWh/24h	WATTS		
180L	FCHPT2180	180	39	208	1314	545	2.08	1.47	61	✗	C
200L	FCHPT2200	200	44	241	1444	545	2.97	1.70	71	✓	C
250L	FCHPT2250	250	46	295	1752	545	2.97	1.99	83	✓	C
300L	FCHPT2300	300	48	336	1975	545	2.97	2.26	94	✓	C
400L	FCHPT2400	400	55	461	1640	690	2.97	2.29	92	✓	C
500L	FCHPT2500	500	58	562	1995	690	4	2.42	101	✓	C
600L	FCHPT2600	600	67	643	2190	690	4	2.68	112	✓	C

## Heat Pump Horizontal

- > Universally compatible with any heat pump.
- > Ideal for use where a vertical cylinder will not fit, typically in a loft space.
- > Supplied complete with floor standing cradles.



Description	Product Code	Nominal Capacity (L)	Weight (KG)	Weight full (KG)	Width (mm)	Diameter (mm)	Heat Pump Coil Surface Area (m <sup>2</sup> )	Standing Heat Loss		Secondary Return Included as standard	ERP BAND
								kWh/ 24h	WATTS		
180L	FCHPH3180	180	43	202	1314	545	2.08	1.89	79	✓	C
200L	FCHPH3200	200	49	235	1444	545	2.08	2.01	84	✓	C
250L	FCHPH3250	250	53	289	1752	545	2.97	2.16	90	✓	C
300L	FCHPH3300	300	57	330	1975	545	2.97	2.35	98	✓	C

# Buffer Cylinders

UK Cylinders manufacture a complimentary family of buffer stores from 50ltr to 600ltr; made from high quality duplex stainless steel that can form part of the renewable energy heating system.



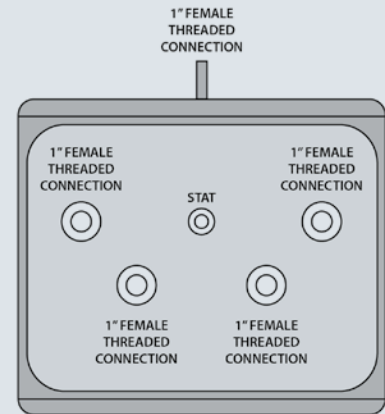
## SPECIFICATION

- > Using a buffer tank is often described by heat pump manufacturers as “the ideal installation” providing optimum performance.
- > The latest NHBC guidance (8.2/01) refers to the use of buffers as essential to create an efficient overall system. They are key to preventing short cycling allowing the heat pump to work at its optimum as well as reducing wear and tear on the heat pumps’ components.
- > If the flow to the heating system can be restricted using radiator thermostats, for example, install a UKC buffer as an intermediate tank. This ensures a secure flow for the heat pump, resulting in improved efficiency and operation of the heat pump.
- > Install a UKC buffer or combined heat pump and buffer to increase the overall system volume in the primary pipework, this helps limit switching the heat pump generator on/off and thereby prevents malfunctions and improves defrost cycles. The resulting use of back up heaters is limited and improves overall running costs.
- > The UKC buffer range also allows, a neutral point in the system; if required a different flow to the heating system, than across the heat pump.



## Buffer 50L - 60L

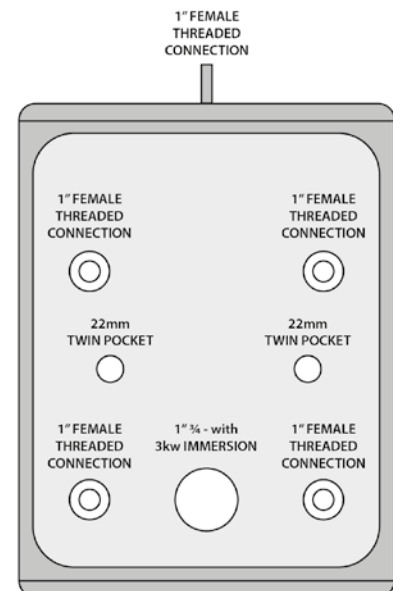
- > 50/60ltr stand alone buffer.
- > 5 x 1" female threaded connections as standard.
- > Thermostat pocket to allow independent control of the buffer temperature.



Description	Product Code	Nominal Capacity (L)	Weight (KG)	Weight full (KG)	Height (mm)	Diameter (mm)	Standing Heat Loss	
							kWh/ 24h	WATTS
50L	FCBVS0050	50	18	68	498	545	#N/A	#N/A
Slim 60L	FCNBV0060	60	20	80	744	475	1.02	43

## Buffer 90L

- > 90ltr stand alone buffer.
- > 5 x 1" female threaded connections as standard.
- > Thermostat pocket to allow independent control of the buffer temperature.
- > Built in 3kW immersion as standard.

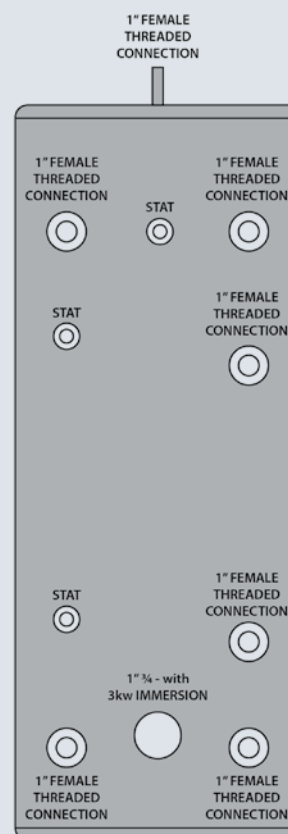


Description	Product Code	Nominal Capacity (L)	Weight (KG)	Weight full (KG)	Height (mm)	Diameter (mm)	Standing Heat Loss		ERP BAND
							kWh/ 24h	WATTS	
90L	FCBVS0090	90	19	109	747	545	1.10	46	B
Slim 90L	FCNBV0090	90	21	111	1007	475	1.14	48	C



## Buffer 120L - 600L

- > 7 x 1" female threaded connections as standard.
- > Built in 3kW immersion.
- > 3 x control stat / thermistor ports to allow independent control.



Description	Product Code	Nominal Capacity (L)	Weight (KG)	Weight full (KG)	Height (mm)	Diameter (mm)	Standing Heat Loss		ERP BAND
							kWh/ 24h	WATTS	
<b>Slimline Diameter Model</b>									
120L	FCNBV0120	120	25	145	1270	475	1.37	57	C
150L	FCNBV0150	150	29	179	1535	475	1.60	67	C
170L	FCNBV0170	170	33	203	1710	475	1.70	71	C
200L	FCNBV0200	200	37	237	1980	475	1.80	75	C
<b>Standard Diameter Model</b>									
120L	FCBVS0120	120	23	143	945	545	1.20	50	B
150L	FCBVS0150	150	27	177	1130	545	1.32	55	B
180L	FCBVS0180	180	31	201	1314	545	1.63	68	C
200L	FCBVS0200	200	35	235	1444	545	1.70	71	C
250L	FCBVS0250	250	40	290	1752	545	1.99	83	C
300L	FCBVS0300	300	45	335	1975	545	2.26	94	C
400L	FCBVS0400	400	51	431	1640	690	1.95	81	C
500L	FCBVS0500	500	54	529	1995	690	2.31	96	C
600L	FCBVS0600	600	63	633	2190	690	2.62	109	C

# REDD

Plumbing, Heating  
and Renewable energy  
design services for the  
new build industry

REDD provide designs for all types of heating, plumbing and renewable energy systems. These designs can incorporate natural gas, low pressure gas (LPG), electric or oil-fired boilers, air source heat pumps (ASHP) or ground source heat pumps (GSHP) – Plus whatever Building regulations or SAP calculations the client requires.

Email your design enquiry to  
[designs@reddesign.uk](mailto:designs@reddesign.uk)



Renewable Energy Domestic Designs (REDD) core business is to provide a free-of-charge heating & plumbing design service to the new build housing sector. This is a 100% independent design company, able to provide designs for the domestic new build market incorporating any number of gas, electric or renewable energy based options.



Unit C | Washington Court | Windmill Avenue  
Kettering | Northants | NN16 0UE

T 01536 850350  
E [designs@reddesign.uk](mailto:designs@reddesign.uk)  
W [www.reddesign.uk](http://www.reddesign.uk)



# UK CYLINDERS

YOUR HOT WATER SPECIALISTS



UK CYLINDERS • UNIT 3 RCM BUSINESS CENTRE  
DEWSBURY ROAD • OSSETT • WEST YORKSHIRE • WF5 9ND

T 03330 329 650 • F 01924 977 079  
sales@ukcylinders.co.uk • [www.ukcylinders.co.uk](http://www.ukcylinders.co.uk)



UK Cylinders Ltd are proud to be members of the Hot Water Association (HWA) and are committed to its ethics and values

UK Cylinders endeavour to keep the content of this brochure as up-to-date as possible. We reserve the right to make changes to all UK Cylinders products and services at anytime. To ensure you have the most current information please contact UK Cylinders directly.