



HEAT PUMP



SOLAR PV

# Elite Cyl

The UK's Largest Manufacturer of  
Universal Heat Pump Cylinders



**UK CYLINDERS**

YOUR HOT WATER SPECIALISTS





# UK **Cylinders**

## Your Hot Water Specialists

UK Cylinders is a UK-based manufacturer of unvented hot water cylinder solutions for traditional and renewable energy systems, supplying social housing providers, housebuilders, merchants and installers throughout the UK.

Operating three manufacturing facilities in Yorkshire, we combine scale, engineering expertise and controlled production processes to deliver consistent quality and dependable supply.

All products are manufactured under a certified ISO 9001 quality management system, ensuring structured process control, traceability and continuous improvement across the business.

**ENGINEERED FOR PERFORMANCE. MANUFACTURED FOR RELIABILITY. SUPPORTED NATIONWIDE.**

SERVICE | AVAILABILITY | QUALITY | PERFORMANCE | RELIABILITY

# Contents

About UK Cylinders	4
Elite Cyl Introduction	6
Elite Cyl Heat Pump Pre Plumbed	8
Elite Cyl Slimline	10
Elite Cyl Heat Pump and Buffer Combined	12
Elite SG Heat Pump	14
Elite SG+ Heat Pump and Buffer Combined	15
Elite Cyl Heat Pump Solar Twin Coil	16
Elite Cyl Horizontal	17
Elite Cyl Buffers	18
Design Service	21
Multi Layered Magnetic Filter	22
Solar PV	24
Solar iBoost+ and Heat Pump Interface	26



Your Hot Water Specialists  
Tel 03330 329 650





## Product Range

At UK Cylinders we pride ourselves on employing highly skilled engineers to produce a wide range of products suitable for all of our customer needs. Our Elite Cyl products are manufactured to the highest quality, with the best raw materials and ancillary components in many different specifications.

If you can't find the cylinder you need in our product guide then please speak to your local representative or our sales office as we can produce bespoke products if required.

Our products come with a manufacturer's guarantee (see details in product guide) and are fully tested to ensure they are compliant with the latest standards and regulations.



## Manufacturing Process & Scale

UK Cylinders operates three UK manufacturing facilities in Yorkshire, providing distributed production capability, operational resilience, and scalable capacity.

Our manufacturing structure supports social housing providers, housebuilders, merchants and installers. Each facility operates under a unified ISO 9001 certified quality management system, ensuring consistent standards and controlled processes across all product ranges.

Defined site specialisms provide focused expertise while maintaining group-wide operational flexibility. This enhances continuity of supply, flexible production planning and reliable delivery across volume housing and project-led developments.

We invest in modern fabrication equipment, controlled production environments, and skilled local engineers. Key processes are carried out in-house, enabling tighter quality control and improved lead-time management.

Active capacity planning supports current demand and future growth, with production capability scalable to over 100,000 cylinders per annum.



## Performance & Reliability

UK Cylinders products are designed to deliver consistent hot water performance across a wide range of domestic and commercial applications.

Through disciplined design, proven materials and controlled manufacturing processes, our cylinders offer reliable operation, fast recovery and long service life. This focus on performance and repeatability helps minimise installation issues and reduces ongoing maintenance for installers and end users alike.






## Quality and Service

Customer service is at the forefront of everything we do. From product selection and specification support through to order fulfilment and aftersales assistance, our teams work closely with merchants, installers and partners to ensure a smooth and reliable experience.

We respond promptly to enquiries and provide clear, practical support when it is needed, helping to minimise delays, reduce site issues and keep projects moving. Our aim is to deliver consistent service standards that match the quality and reliability of our products.



## Availability and Stockists

We carry significant stock across our UK warehouses, alongside inventory held with our merchant partners.

Orders for stock items placed before 12 midday are despatched the same day.

We work closely with our network of merchant stockists, supporting them in delivering reliable hot water solutions to their customers.

For details of your local stockist, please contact us on **03330 329 650** or [sales@ukcylinders.co.uk](mailto:sales@ukcylinders.co.uk)



## Environmental - and a more sustainable future

Our environmental management processes focus on the efficient manufacture of products, the responsible use of materials and the reduction of waste across our operations.

Through structured procedures and continuous review of our manufacturing activities, UK Cylinders works to minimise environmental impact while maintaining product quality, reliability and long-term performance.

Please contact us on **03330 329 650**  
or [sales@ukcylinders.co.uk](mailto:sales@ukcylinders.co.uk)



# Heat Pump Cylinders

All our Universal heat pump cylinders feature a unique high flow, high gain, full bore coil design which we manufacture in house, to provide superior performance.

The Elite Cyl is fitted and supplied with all the required components and controls (shown opposite) to provide seamless compatibility with your chosen heat pump.



## SPECIFICATION

- > Universally compatible with any heat pump.
- > Supplied with a manufacturer's backed 25 year cylinder warranty and 2 years parts warranty.
- > Available in capacities from 120ltr - 600ltr.
- > Manufactured from high grade 1mm thick Duplex Stainless Steel.
- > Fully insulated with 50mm 100% CFC and HCFC free polyurethane to minimise heat loss.
- > High quality **100% recyclable** silver casing.
- > Supplied with high quality unvented components.
- > All plumbing connections are clearly identified with their description embossed into the cylinder case.
- > 1" Female threaded connections to primary coils.
- > 12mm sensor probe pocket included for heat pump controls.
- > Market leading and highly efficient primary coil to ensure rapid exchange of heat from heat pump.
- > Long-life 3kW Incoloy immersion heater supplied as standard.
- > Immersion heater upgrades available upon request - i.e. Titanium or 6kW.
- > Supplied with all safety controls as required by UK Building Regulations.

# Efficiency

Market leading heat exchanger



The Elite Cyl heat pump cylinder is fitted with a market leading high efficiency heat exchanger (coil) with an enhanced surface area to ensure the rapid transfer of the low temperature inputs of ground & air source heat pumps.

The Elite Cyl heat pump range comes complete with all the fittings you will need for a complete trouble free installation. All the items provided in the unvented kit, ensure your installation meets Part G of the Building Regulations.



## Expansion Vessel Sizing Guide

CYLINDER CAPACITY (L)	12	18	24	35	40
60 to 150	•				
170 to 250		•			
300			•		
400			•		
500				•	
600					•

## Accessories Supplied with Standard Heat Pump Cylinders

(for pre plumbed see specific content pages)



COLD WATER  
INLET SET



TWO PORT ZONE VALVE  
28MM



HIGH LIMIT STAT



TUNDISH



3KW IMMERSION HEATER



T&P RELIEF VALVE



T&P COVER



EXPANSION VESSEL  
AND BRACKET




## Heat Pump Pre Plumbed

- > Universally compatible with any heat pump.
- > 3 port full bore, 28mm compression DHW & CH diverter valve.
- > 4 bar pressure gauge.
- > Fill & flush valve with servicing ports. Useful to fill and flush the system with cleaning chemicals or water treatment.
- > Optional 8m circulating pump for primary circuit.
- > G3 compliant cold feed pipework, inc. tundish, drain point, filling loop and 3 bar inlet control set.
- > Our 28mm full bore, high gain, high flow coil reduces noise and improves recovery times.
- > A T&P insulation cover and potable expansion vessel is also supplied.
- > Factory fitted immersion heater. For emergency backup this can be linked to a heat pump for an anti legionella cycle where required.
- > 12mm sensor probe pocket.



**Slimline Pre Plumbed also available**  
see page 10



Description	Product Code with circulating pump	Product Code no circulating pump	Nominal Capacity (L)	Weight (KG)	Weight full (KG)	Height (mm)	Diameter (mm)	Heat Pump Coil Surface Area (m <sup>2</sup> )	Standing Heat Loss		Secondary Return Included as standard	ERP BAND
									kWh/24h	WATTS		
150L	ESHPP2150	ESHPP2150X	150	58	208	1130	545	2.08	1.22	51	X	B
180L	ESHPP2180	ESHPP2180X	180	63	230	1314	545	2.44	1.47	61	X	C
200L	ESHPP3200	ESHPP3200X	200	72	267	1444	545	2.97	1.55	65	✓	C
250L	ESHPP3250	ESHPP3250X	250	75	319	1752	545	2.97	1.85	77	✓	C
300L	ESHPP3300	ESHPP3300X	300	80	360	1975	545	2.97	2.02	89	✓	C
400L	ESHPP4400	ESHPP4400X	400	88	477	1640	690	4	2.20	92	✓	C
500L	ESHPP4500	ESHPP4500X	500	94	591	1995	690	4	2.42	101	✓	C
600L	ESHPP4600	ESHPP4600X	600	105	674	2190	690	4	2.68	112	✓	C


Immersion heater: 150 to 300 have 1 immersion heater, 400 to 600 have 2 immersion heaters.

\*Please add 150mm to front of cylinder for pipework / pumps and controls to provide overall dimensions.

Your Hot Water Specialists | [www.ukcylinders.co.uk](http://www.ukcylinders.co.uk)

## Heat Pump Cylinder

- > Universally compatible with any heat pump.
- > Available from 120ltr up to 600ltr.
- > Universal large coil surface area as standard.
- > 1" Female threaded connections to the coil.
- > Provides a high flow rate capability and low pressure loss.
- > 12mm sensor probe pocket.




Description	Product Code	Nominal Capacity (L)	Weight (KG)	Weight full (KG)	Height (mm)	Diameter (mm)	Heat Pump Coil Surface Area (m <sup>2</sup> )	Standing Heat Loss		Secondary Return Included as standard	ERP BAND
								kWh/ 24h	WATTS		
120L	ESHDP3120	120	27	145	945	545	1.61	1.06	42	X	B
150L	ESHDP3150	150	31	181	1130	545	2.08	1.22	51	X	B
180L	ESHDP3180	180	35	202	1314	545	2.44	1.47	61	X	C
200L	ESHDP3200	200	40	235	1444	545	2.97	1.55	65	✓	C
250L	ESHDP3250	250	45	289	1752	545	2.97	1.85	77	✓	C
300L	ESHDP3300	300	50	330	1975	545	2.97	2.02	89	✓	C
400L	ESHDP4400	400	78	455	1640	690	4	2.20	92	✓	C
500L	ESHDP4500	500	94	556	1995	690	4	2.42	101	✓	C
600L	ESHDP4600	600	105	637	2190	690	4	2.68	112	✓	C

Immersion heater: 120 to 300 have 1 immersion heater, 400 to 600 have 2 immersion heaters.



## Heat Pump Slimline Pre Plumbed

- > Universally compatible with any heat pump.
- > Slimline 475mm diameter for smaller cupboard spaces.
- > 3 port full bore, 28mm compression DHW & CH diverter valve.
- > 4 bar pressure gauge.
- > Fill & flush valve with servicing ports. Useful to fill and flush the system with cleaning chemicals or water treatment.
- > Optional 8m circulating pump for primary circuit.
- > G3 compliant cold feed pipework, inc. tundish, drain point, filling loop and 3 bar inlet control set.
- > Our 22mm full bore, high gain, high flow coil reduces noise and improves recovery times.
- > A T&P insulation cover and potable expansion vessel is also supplied.
- > Factory fitted immersion heater. For emergency backup this can be linked to a heat pump for an anti legionella cycle where required.

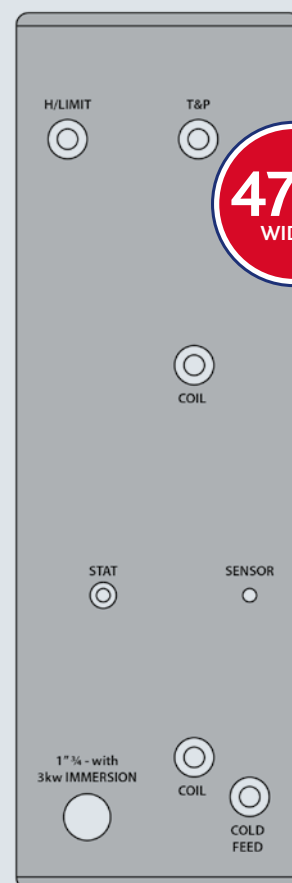


Description	Product Code with circulating pump	Product Code no circulating pump	Nominal Capacity (L)	Weight (KG)	Weight full (KG)	Height (mm)	Diameter (mm)	Heat Pump Coil Surface Area (m <sup>2</sup> )	Standing Heat Loss		Secondary Return Included as standard	ERP BAND
									kWh/ 24h	WATTS		
120L	ESHPPN2120	ESHPPN2120X	120	33	158	1270	475	1.61	1.25	52	✗	B
150L	ESHPPN2150	ESHPPN2150X	150	39	194	1535	475	1.61	1.42	59	✗	B
170L	ESHPPN2170	ESHPPN2170X	170	45	215	1710	475	2.08	1.70	71	✗	C
200L	ESHPPN2200	ESHPPN2200X	200	48	248	1980	475	2.08	1.80	75	✓	C

\*Please add 150mm to front of cylinder for pipework / pumps and controls to provide overall dimensions.

## Heat Pump Slimline

- > Universally compatible with any heat pump.
- > Slimline 475mm diameter for smaller cupboard spaces.
- > Capacities from 120ltr - 200ltr.
- > Only 475mm wide.
- > 1" Female threaded connections to the coil.
- > 12mm sensor probe pocket.



ELITE SLIMLINE HEAT PUMP


Description	Product Code	Nominal Capacity (L)	Weight (KG)	Weight full (KG)	Height (mm)	Diameter (mm)	Heat Pump Coil Surface Area (m <sup>2</sup> )	Standing Heat Loss		Secondary Return Included as standard	ERP BAND
								kWh/ 24h	WATTS		
120L	ESHPS3120	120	32	151	1270	475	1.61	1.25	52	✗	B
150L	ESHPS3150	150	34	184	1535	475	1.61	1.42	59	✗	B
170L	ESHPS3170	170	37	207	1710	475	2.08	1.70	71	✗	C
200L	ESHPS3200	200	41	241	1980	475	2.08	1.80	75	✓	C



## Heat Pump and Buffer Combined Pre Plumbed Options

- > 3 port full bore, 28mm compression DHW & CH diverter valve.
- > 4 bar pressure gauge.
- > Fill & flush valve with servicing ports. Useful to fill and flush the system with cleaning chemicals or water treatment.
- > 6m Circulating pump supplied fitted for heating circuit.
- > G3 compliant cold feed pipework, inc. tundish, drain point, filling loop and 3 bar inlet control set.
- > Our 28mm full bore, high gain, high flow coil reduces noise and improves recovery times.
- > **Optional 8m circulating pump for primary circuit.**
- > Robokit / T&P insulation cover and potable expansion vessel is also supplied.
- > Factory fitted immersion heater. For emergency backup this can be linked to a heat pump for an anti legionella cycle where required.
- > 12mm heat pump sensor probe pocket.
- > Buffer provides hydraulic separation and minimum system volume.
- > Additional immersion, in buffer; can act as optional back up heater.

Supplied complete with 12ltr Robokit including heating expansion vessel (loose).

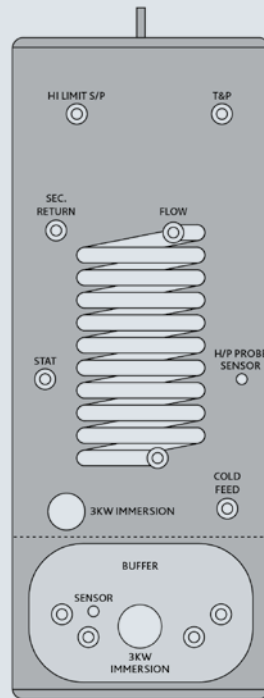


\*Please add 150mm to front of cylinder for pipework / pumps and controls to provide overall dimensions.

Description	Product Code with 2 Circulating Pumps	Product Code with 1 Circulating Pump	Nominal Capacity (L)	Weight (KG)	Weight full (KG)	Height (mm)	Diameter (mm)	Heat Pump Coil Surface Area (m <sup>2</sup> )	Standing Heat Loss		Secondary Return Included as standard	ERP BAND
									kWh/ 24h	WATTS		
<b>Slimline Diameter Model</b>												
120L/30L	ESNPPB3012	ESNPPB3012X	120	52	196	1645	475	1.61	1.25	52	X	B
150L/30L	ESNPPB3015	ESNPPB3015X	150	55	229	1915	475	1.61	1.42	59	X	B
170L/30L	ESNPPB5017	ESNPPB5017X	170	58	270	2095	475	2.08	1.63	68	X	C
<b>Standard Diameter Model</b>												
150L/50L	ESPPB5015	ESPPB5015X	150	56	259	1540	545	2.08	1.22	51	X	B
180L/50L	ESPPB5018	ESPPB5018X	180	61	284	1675	545	2.44	1.47	68	X	C
190L/60L	ESPPB6019	ESPPB6019X	190	55	300	1605	580	2.20	1.63	68	✓	C
200L/50L	ESPPB5020	ESPPB5020X	200	65	310	1850	545	2.97	1.55	71	✓	C
225L/50L	ESPPB5022	ESPPB5022X	225	69	344	2011	545	2.97	1.70	83	✓	C
250L/60L	ESPPB6025	ESPPB6025X	250	77	385	1919	580	2.97	1.85	75	✓	C
300L/60L	ESPPB6030	ESPPB6030X	300	82	427	2076	580	2.97	2.02	86	✓	C

## Heat Pump and Buffer Combined

- > Using a buffer tank is often described by heat pump manufacturers as “the ideal installation” providing optimum performance.
- > One neat solution providing a heat pump cylinder and buffer in the same footprint, saving both time and space.
- > Buffer provides hydraulic separation.
- > Our built in buffer features 1” female connections as standard.
- > 12mm sensor probe pockets provided in both the buffer and heat pump cylinder.
- > The buffer features an additional immersion heater that can be used as a back up heater, dependant on heat pump configuration.



Available in both slimline and standard diameter options, see below.

Description	Product Code	Nominal Capacity (L)	Weight (KG)	Weight full (KG)	Height (mm)	Diameter (mm)	Heat Pump Coil Surface Area (m <sup>2</sup> )	Standing Heat Loss		Secondary Return Included as standard	ERP BAND
								kWh/ 24h	WATTS		
<b>Slimline Diameter Model</b>											
120/30L	ESNHPB3012	120	42	186	1645	475	1.61	1.25	52	✗	B
150/30L	ESNHPB3015	150	45	219	1915	475	1.61	1.42	59	✗	B
170/30L	ESNHPB3017	170	48	260	2095	475	1.61	1.63	68	✗	C
<b>Standard Diameter Model</b>											
150/50L	ESHBPB5015	150	46	249	1540	545	2.08	1.22	51	✗	B
180/50L	ESHBPB5018	180	51	274	1675	545	2.44	1.47	68	✗	C
190/60L	ESHBPB6019	190	55	300	1605	580	2.20	1.63	68	✓	C
200/50L	ESHBPB5020	200	55	300	1850	545	2.97	1.55	71	✓	C
225/50L	ESHBPB5022	225	59	334	2011	545	2.97	1.70	83	✓	C
250/60L	ESHBPB6025	250	67	375	1919	580	2.97	1.85	75	✓	C
300L/60L	ESHBPB6030	300	72	417	2076	580	2.97	2.02	86	✓	C




## ELITE SG Heat Pump

The Elite SG features our well-known heat pump cylinder & Samsung MIM as one neat package

- > Specially designed pipework ensures a compact overall footprint
- > Options available in both Slimline (475mm) & Standard (545mm) diameter\*
- > Samsung MIM and user interface factory fitted & mounted neatly to cylinder chassis
- > Standard field settings optimised; function tested & prepared in our factory
- > 9m PWM circulating pump fitted to primary flow as standard
- > 3 port diverter valve included, fitted and wired.
- > Integrated flow switch ensures smooth operation
- > High limit stat wired & fitted to aid full compliance



The Samsung MIM-EO3EN is compatible with the Samsung HTQ, Gen6 & the new R290 AE050-160CX<sup>D</sup>\*K/EU non-integrated heat pumps.



Description	Product Code with 2 Circulating Pumps	Nominal Capacity (L)	Weight (KG)	Weight full (KG)	Height (mm)	Diameter (mm)	Heat Pump Coil Surface Area (m <sup>2</sup> )	Standing Heat Loss		Secondary Return Included as standard	ERP BAND
								kWh/24h	WATTS		
<b>Slimline Diameter Model</b>											
150L	ESAMPN2150	150	32	158	1535	475	1.61	1.25	52	X	B
170L	ESAMPN2170	170	34	194	1710	475	1.61	1.42	59	X	B
200L	ESAMPN2200	200	47	215	1980	475	2.08	1.80	75	X	C
<b>Standard Diameter Model</b>											
150L	ESAMP2150	150	31	181	1130	545	2.08	1.22	51	X	B
180L	ESAMP2180	180	35	202	1314	545	2.44	1.47	68	X	C
200L	ESAMP3200	200	40	235	1444	545	2.97	1.55	71	✓	C
250L	ESAMP3250	250	45	289	1752	545	2.97	1.85	83	✓	C
300L	ESAMP3300	300	50	330	1975	545	2.97	2.02	94	✓	C

\*Please add 150mm to front of cylinder for pipework / pumps and controls to provide overall dimensions.

## ELITE SG+ Heat Pump and Buffer Combined

A fully preplumbed & prewired unit designed specifically for Samsung Heat pumps

- > The Elite SG+ features combine our well-known heat pump cylinder with integrated buffer into one neat package with the Samsung MIM
- > Samsung MIM and user interface factory fitted & mounted neatly to cylinder casing
- > Standard field settings optimised; function tested & prepared in our factory
- > 9m PWM circulating pump fitted to primary flow as standard
- > 3 port diverter valve included, fitted and wired
- > Integrated flow switch ensures smooth operation
- > Specially designed pipework ensures a compact footprint
- > Options available in both Slimline (475mm) & Standard (545mm) diameter\*
- > High limit stat wired & fitted to aid full compliance
- > Buffer features a fully integrated back up heater & relay
- > Complete with 28mm heating pipework & 2 x 28mm zone valves fitted for twin zone heating
- > 6m circulating pump fitted for the space heating circuit



The Samsung MIM-EO3EN is compatible with the Samsung HTQ, Gen6 & the new R290 AE050-160CXD\*K/EU non-integrated heat pumps.

Supplied complete with 12ltr Robokit including heating expansion vessel (loose).



Description	Product Code with 2 Circulating Pumps	Nominal Capacity (L)	Weight (KG)	Weight full (KG)	Height (mm)	Diameter (mm)	Heat Pump Coil Surface Area (m <sup>2</sup> )	Standing Heat Loss		Secondary Return Included as standard	ERP BAND
								kWh/ 24h	WATTS		
<b>Slimline Diameter Model</b>											
150L/30L	ESAMNPB3015	150	58	202	1915	475	1.61	1.42	52	X	B
170L/30L	ESAMNPB3017	170	61	235	2095	475	2.08	1.63	68	X	C
<b>Standard Diameter Model</b>											
150L/50L	ESAMB5015	150	62	265	1540	545	2.08	1.22	51	X	B
180L/50L	ESAMB5018	180	67	290	1675	545	2.44	1.47	68	X	C
200L/50L	ESAMB5020	200	71	316	1850	545	2.97	1.55	71	✓	C
225L/50L	ESAMB5022	225	75	350	2011	545	2.97	1.70	83	✓	C
250L/60L	ESAMB6025	250	83	391	1919	580	2.97	1.85	75	✓	C
300L/60L	ESAMB6030	300	88	433	2076	580	2.97	2.02	86	✓	C

\*Please add 150mm to front of cylinder for pipework / pumps and controls to provide overall dimensions.



## Heat Pump Solar Twin Coil

- > Universally compatible with any heat pump.
- > Designed for renewable energy systems where solar thermal and heat pump applications are required.
- > 12mm sensor probe pocket.



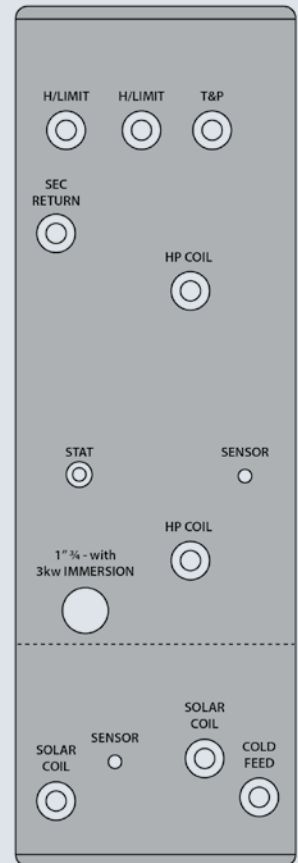
HEAT PUMP

Supplied with  
heat pump coil



SOLAR

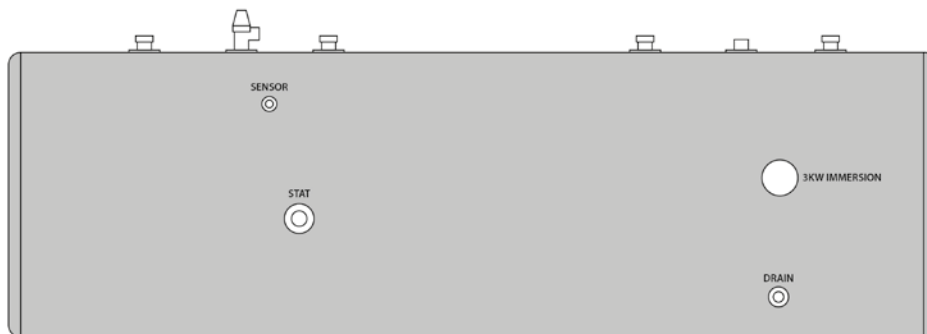
Supplied with  
additional Solar  
thermal coil



Description	Product Code	Nominal Capacity (L)	Weight (KG)	Weight full (KG)	Height (mm)	Diameter (mm)	Heat Pump Coil Surface Area (m <sup>2</sup> )	Standing Heat Loss		Secondary Return Included as standard	ERP BAND
								kWh/24h	WATTS		
180L	ESHPT2180	180	39	208	1314	545	2.44	1.47	61	✗	C
200L	ESHPT2200	200	44	241	1444	545	2.97	1.55	71	✓	C
250L	ESHPT2250	250	46	295	1752	545	2.97	1.85	83	✓	C
300L	ESHPT2300	300	48	336	1975	545	2.97	2.02	94	✓	C
400L	ESHPT2400	400	55	461	1640	690	2.97	2.29	92	✓	C
500L	ESHPT2500	500	58	562	1995	690	4	2.42	101	✓	C
600L	ESHPT2600	600	67	643	2190	690	4	2.68	112	✓	C

## Heat Pump Horizontal

- > Universally compatible with any heat pump.
- > Ideal for use where a vertical cylinder will not fit, typically in a loft space.
- > Supplied complete with floor standing cradles.



Description	Product Code	Nominal Capacity (L)	Weight (KG)	Weight full (KG)	Width (mm)	Diameter (mm)	Heat Pump Coil Surface Area (m <sup>2</sup> )	Standing Heat Loss		Secondary Return Included as standard	ERP BAND
								kWh/ 24h	WATTS		
180L	ESHPH2180	180	43	202	1314	545	2.08	1.89	79	✓	C
200L	ESHPH3200	200	49	235	1444	545	2.08	2.01	84	✓	C
250L	ESHPH3250	250	53	289	1752	545	2.97	2.16	90	✓	C
300L	ESHPH3300	300	57	330	1975	545	2.97	2.35	98	✓	C

# Duplex Stainless Steel Buffers

Our complimentary family of universal buffer stores from 50ltr to 600ltr.

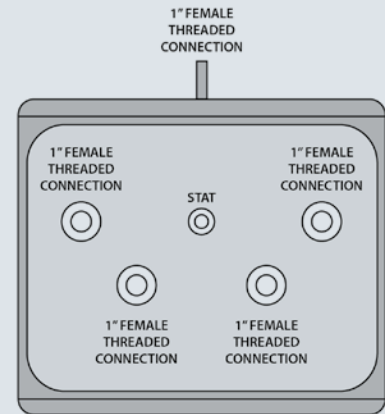


## SPECIFICATION

- > Using a buffer tank is often described by heat pump manufacturers as “the ideal installation” providing optimum performance.
- > The latest NHBC guidance (8.2/01) refers to the use of buffers as essential to create an efficient overall system. They are key to preventing short cycling allowing the heat pump to work at its optimum as well as reducing wear and tear on the heat pumps’ components.
- > If the flow to the heating system can be restricted using radiator thermostats, for example, install a UKC buffer as an intermediate tank. This ensures a secure flow for the heat pump, resulting in improved efficiency and operation of the heat pump.
- > Install a UKC buffer or combined heat pump and buffer to increase the overall system volume in the primary pipework, this helps limit switching the heat pump generator on/off and thereby prevents malfunctions and improves defrost cycles. The resulting use of back up heaters is limited and improves overall running costs.
- > The UKC buffer range also allows, a neutral point in the system; if required a different flow to the heating system, than across the heat pump.

## Buffer 50L - 60L

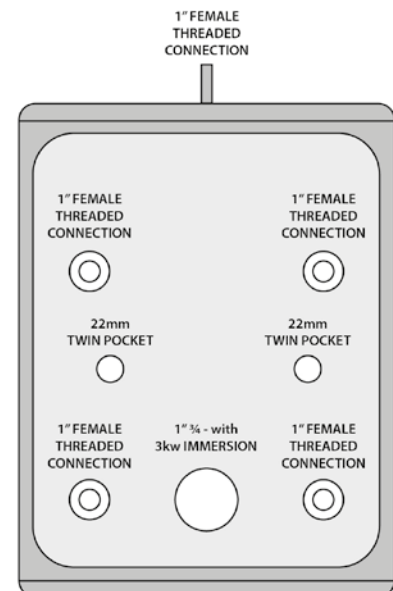
- > 50/60ltr stand alone buffer.
- > 5 x 1" female threaded connections as standard.
- > Thermostat pocket to allow independent control of the buffer temperature.



Description	Product Code	Nominal Capacity (L)	Weight (KG)	Weight full (KG)	Height (mm)	Diameter (mm)	Standing Heat Loss	
							kWh/ 24h	WATTS
50L	ESBVS0050	50	18	68	498	545	#N/A	#N/A
Slim 60L	ESNBV0060	60	20	80	744	475	1.02	43

## Buffer 90L

- > 90ltr stand alone buffer.
- > 5 x 1" female threaded connections as standard.
- > Thermostat pocket to allow independent control of the buffer temperature.
- > Built in 3kW immersion as standard.



Description	Product Code	Nominal Capacity (L)	Weight (KG)	Weight full (KG)	Height (mm)	Diameter (mm)	Standing Heat Loss		ERP BAND
							kWh/ 24h	WATTS	
90L	ESBVS0090	90	19	109	747	545	1.10	46	B
Slim 90L	ESNBV0090	90	21	111	1007	475	1.14	48	C

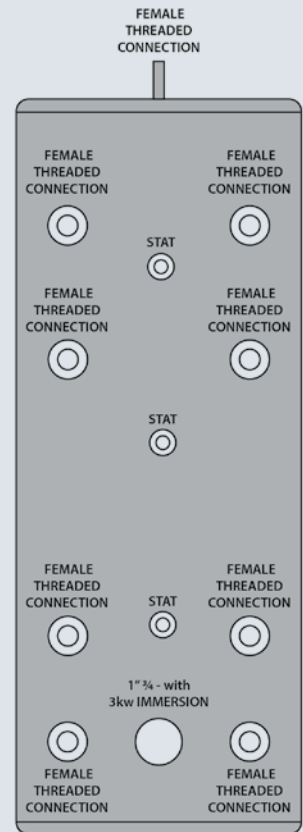


## Buffer 120L - 180L

- > 9 x 1" female threaded connections as standard.
- > 8 x 1" on the main body, plus one on the top. *See illustration.*
- > Built in 3kW immersion.
- > 3 x control stat / thermistor ports to allow independent control and monitoring.

## Buffer 200L - 600L

- > 9 x 1 1/2" female threaded connections as standard.
- > 8 x 1 1/2" on the main body, plus one on the top. *See illustration.*
- > Built in 3kW immersion.
- > 3 x control stat / thermistor ports to allow independent control and monitoring.



NEW  
IMPROVED  
SPECIFICATION

Description	Product Code	Nominal Capacity (L)	Weight (KG)	Weight full (KG)	Height (mm)	Diameter (mm)	Standing Heat Loss		ERP BAND
							kWh/ 24h	WATTS	
<b>Slimline Diameter Model</b>									
120L	ESNBV0120	120	25	145	1270	475	1.37	57	C
150L	ESNBV0150	150	29	179	1535	475	1.60	67	C
170L	ESNBV0170	170	33	203	1710	475	1.70	71	C
200L	ESNBV0200	200	37	237	1980	475	1.80	75	C
<b>Standard Diameter Model</b>									
120L	ESBVS0120	120	23	143	945	545	1.20	50	B
150L	ESBVS0150	150	27	177	1130	545	1.32	55	B
180L	ESBVS0180	180	31	201	1314	545	1.63	68	C
200L	ESBVS0200	200	35	235	1444	545	1.70	71	C
250L	ESBVS0250	250	40	290	1752	545	1.99	83	C
300L	ESBVS0300	300	45	335	1975	545	2.26	94	C
400L	ESBVS0400	400	51	431	1640	690	1.95	81	C
500L	ESBVS0500	500	54	529	1995	690	2.31	96	C
600L	ESBVS0600	600	63	633	2190	690	2.62	109	C

# REDD

RENEWABLE ENERGY DOMESTIC DESIGNS

Plumbing, Heating  
and Renewable energy  
design services for the  
new build industry

REDD provide designs for all types of heating, plumbing and renewable energy systems. These designs can incorporate natural gas, low pressure gas (LPG), electric or oil-fired boilers, air source heat pumps (ASHP) or ground source heat pumps (GSHP) – Plus whatever Building regulations or SAP calculations the client requires.

Email your design enquiry to  
[designs@reddesign.uk](mailto:designs@reddesign.uk)



Renewable Energy Domestic Designs (REDD) core business is to provide a free-of-charge heating & plumbing design service to the new build housing sector. This is a 100% independent design company, able to provide designs for the domestic new build market incorporating any number of gas, electric or renewable energy based options.



Unit A | Washington Court | Windmill Avenue  
Kettering | Northants | NN16 0UE

T 01536 850350

E [designs@reddesign.uk](mailto:designs@reddesign.uk)

W [www.reddesign.uk](http://www.reddesign.uk)



# Multi layered magnetic filter

**SPECIALLY DESIGNED FOR HEAT PUMPS**

## FEATURES

The HP magnetic central heating filter, featuring a unique direct multi-layered non-ferrous filter, is the ideal solution to protect your investment in a heat pump system.

A neat solution for capturing both magnetic and fine particle debris.




Rapid fit, it comes complete with 28mm full bore isolation valves and o rings.

Full bore, high flow rate capacity to aid heat pump performance.



Part number :  
**UKX070**


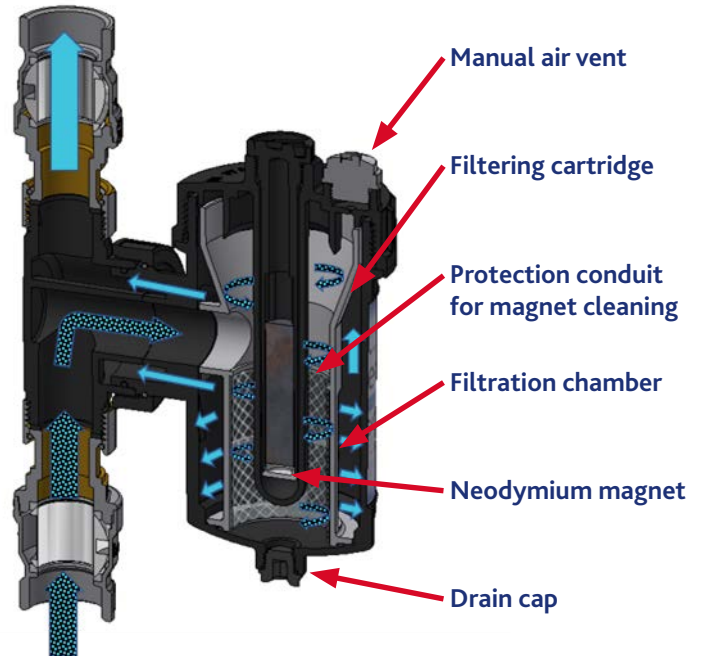
**Our filter protects your system against costly and unnecessary breakdowns caused by both magnetic and non-ferrous particulate in central heating.**



## BENEFITS

- > As well as separating magnetic debris and trapped air in circulating system fluid, the UK Cylinders Multi Layer Direct HP also includes a completely unique direct non-ferrous filter which contains multi-layered stainless steel gauze filters. The system debris is forced directly into the filter and breaks down the debris which then precipitate to the base of the pot.
- > The remaining magnetic debris is then drawn to the centre of the filter and captured by the 11,000-gauss rare earth neodymium magnet.
- > The filter pot has a fluid volume of 500ml - ideal for chemical dosing.
- > Reduces to a 300 micron degree of filtration.
- > 360° Fully Rotatable filter pot to aid installation and servicing.
- > 11000 gauss dry pocket, neodymium magnet.
- > Incorporated manual air vent to release built up air from the system.
- > Easy access replaceable gauze filter.

Filtered Water



# Solar PV Priority Cylinder

Free hot water from your PV array

Due to the growth in popularity of PV systems across the UK, UK Cylinders have developed a specifically designed 'PV priority' cylinder in both Direct, Indirect & Heat Pump models.

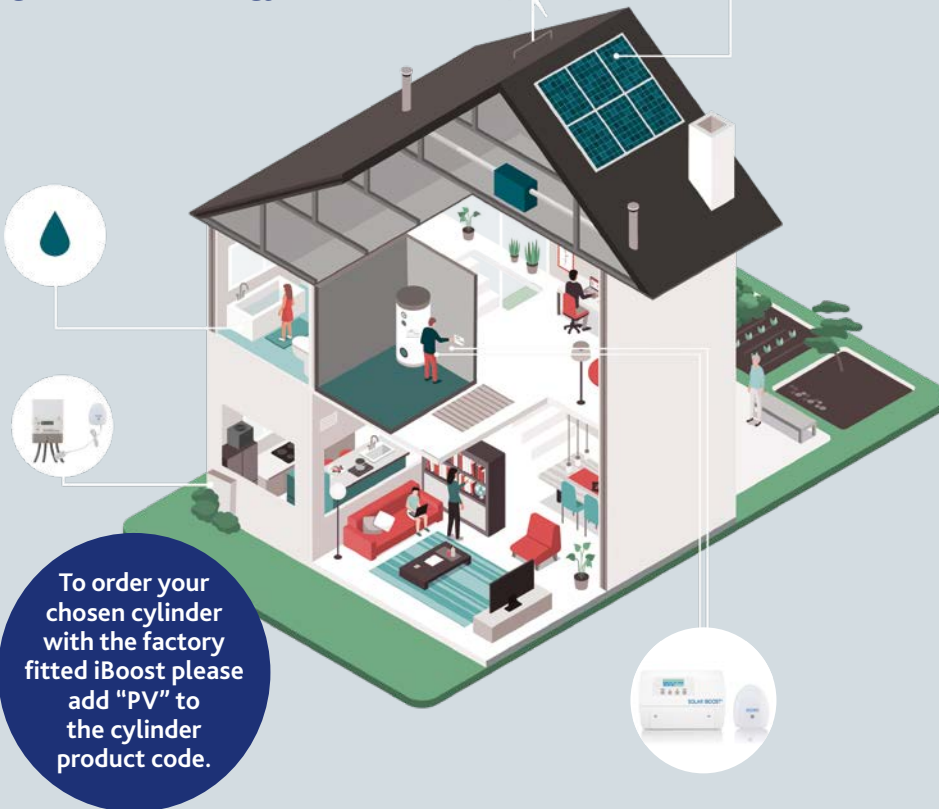
The Solar iBoost+™ is mounted to the cylinder and pre wired to the 1st immersion heater which is relocated at the base of the cylinders to ensure maximum available water capacity can be heated.

Throughout the day the water temperature is raised, reducing the operating time of the home's heating system.



## SOLAR iBOOST+

Increases self consumption of PV generated energy in the home



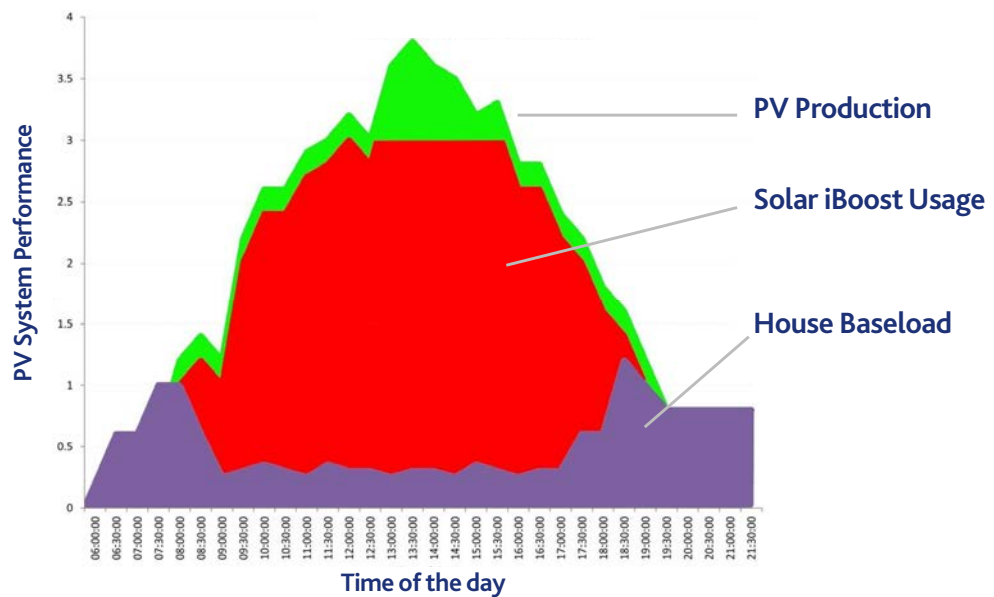
To order your chosen cylinder with the factory fitted iBoost please add "PV" to the cylinder product code.

### FEATURES

- > Compatible with Battery Storage
- > Can assist in Building Regs/ SAP by reducing the number of solar panels required as well as G98 compliance and connection to the grid
- > Programmable Timed Boost
- > Reducing the number of solar panels can assist in G98 compliance and connection to the grid
- > Compatible with Dual Immersions
- > Can be Retrofitted to Existing Systems
- > User Friendly Display
- > Quick Installation Time
- > Wireless Technology


## Solar iBoost+ Performance

The CT clamp measures energy flow and switches Solar iBoost+ to maintain export at 100W or to the installer set threshold.



## Solar iBoost+ Key Functions

- > Manual Boost in 15 minute increments up to 2 hours.
- > Timed programming on 5/2 day basis, 2 times each day for economy settings.
- > Set Season for timed programming.
- > Easy connectivity with 'Optional' iBoost+ Buddy (purchased separately) for remote operation and monitoring.
- > Operating range between devices 30m indoors.



Description	Code
Elite Direct Unvented 90L Solar iBoost+	ESDIR0090PV
Elite Direct Unvented 120L Solar iBoost+	ESDIR0120PV
Elite Direct Unvented 150L Solar iBoost+	ESDIR0150PV
Elite Direct Unvented 180L Solar iBoost+	ESDIR0180PV
Elite Direct Unvented 200L Solar iBoost+	ESDIR0200PV
Elite Direct Unvented 250L Solar iBoost+	ESDIR0250PV
Elite Direct Unvented 300L Solar iBoost+	ESDIR0300PV
Elite Heat Pump Unvented 120L Solar iBoost+	ESHDP3120PV
Elite Heat Pump Unvented 150L Solar iBoost+	ESHDP3150PV
Elite Heat Pump Unvented 180L Solar iBoost+	ESHDP3180PV
Elite Heat Pump Unvented 200L Solar iBoost+	ESHDP3200PV
Elite Heat Pump Unvented 250L Solar iBoost+	ESHDP3250PV
Elite Heat Pump Unvented 300L Solar iBoost+	ESHDP3300PV
Elite Heat Pump Unvented 400L Solar iBoost+	ESHDP3400PV
Elite Heat Pump Unvented 500L Solar iBoost+	ESHDP3500PV
Elite Heat Pump Unvented 600L Solar iBoost+	ESHDP3600PV
Elite Indirect Unvented 90L Solar iBoost+	ESIND0090PV
Elite Indirect Unvented 120L Solar iBoost+	ESIND0120PV
Elite Indirect Unvented 150L Solar iBoost+	ESIND0150PV
Elite Indirect Unvented 180L Solar iBoost+	ESIND0180PV
Elite Indirect Unvented 200L Solar iBoost+	ESIND0200PV
Elite Indirect Unvented 250L Solar iBoost+	ESIND0250PV
Elite Indirect Unvented 300L Solar iBoost+	ESIND0300PV
Elite Cyl Indirect Pre-Plumbed Twin Zone 120L Solar iBoost+	ESPPT0120PV
Elite Cyl Indirect Pre-Plumbed Twin Zone 150L Solar iBoost+	ESPPT0150PV
Elite Cyl Indirect Pre-Plumbed Twin Zone 180L Solar iBoost+	ESPPT0180PV
Elite Cyl Indirect Pre-Plumbed Twin Zone 200L Solar iBoost+	ESPPT0200PV
Elite Cyl Indirect Pre-Plumbed Twin Zone 250L Solar iBoost+	ESPPT0250PV
Elite Cyl Indirect Pre-Plumbed Twin Zone 300L Solar iBoost+	ESPPT0300PV
Elite Air System Boiler Pre-Plumbed Twin Zone 120 L- Solar iBoost+	EAEBT0120PV
Elite Air System Boiler Pre-Plumbed Twin Zone 150 L- Solar iBoost+	EAEBT0150PV
Elite Air System Boiler Pre-Plumbed Twin Zone 180 L- Solar iBoost+	EAEBT0180PV
Elite Air System Boiler Pre-Plumbed Twin Zone 200 L- Solar iBoost+	EAEBT0200PV
Elite Air System Boiler Pre-Plumbed Twin Zone 250 L- Solar iBoost+	EAEBT0250PV
Elite Air System Boiler Pre-Plumbed Twin Zone 300 L- Solar iBoost+	EAEBT0300PV

# Solar iBoost+ Heat Pump Interface

Heat Pump Cylinders, Solar PV Ready -  
**without compromise.**

**Smart.  
Simple.  
Seamless.**

## FEATURES

- > **Plug & Play Integration**  
Heat pump and Solar iBoost+ operate independently whilst sharing a single immersion. No extra immersion needed.
- > **Quick to Fit, Pre-Wired in Our Factory**  
Minimal on-site wiring. Works with all major heat pump brands. No extra sensors, relays or controller conflicts. Easy to trust, even easier to install.
- > **Legionella Control, Guaranteed**  
Gives heat pump priority only when needed - protecting warranties, ensuring compliance and maintaining hygiene.
- > **Independent Operation Maintained**  
Both the heat pump and solar diverter remain fully independent no interference, no compromise.
- > **Solar Diverters and Heat Pumps** both require sole use of an immersion to operate as designed. To overcome this UK Cylinders offer the heat pump Interface as a factory fitted addition.

**“Just add a heat pump - we’ll take care of the rest. The perfect heat pump buddy.”**

For more information contact us on 03330 329 650 or [sales@ukcylinders.co.uk](mailto:sales@ukcylinders.co.uk)

Your Hot Water Specialists | [www.ukcylinders.co.uk](http://www.ukcylinders.co.uk)





# UK CYLINDERS

YOUR HOT WATER SPECIALISTS



UK CYLINDERS • UNIT 3 RCM BUSINESS CENTRE  
DEWSBURY ROAD • OSSETT • WEST YORKSHIRE • WF5 9ND

T 03330 329 650 • F 01924 977 079  
sales@ukcylinders.co.uk • [www.ukcylinders.co.uk](http://www.ukcylinders.co.uk)



UK Cylinders Ltd are proud to be members of the Hot Water Association (HWA) and are committed to its ethics and values

UK Cylinders endeavour to keep the content of this brochure as up-to-date as possible. We reserve the right to make changes to all UK Cylinders products and services at anytime. To ensure you have the most current information please contact UK Cylinders directly.